

# ***Red Oak Community School District***

***2011 North 8<sup>th</sup> Street***

***Red Oak, Iowa 51566***

***712.623.6600***

***www.redoakschooldistrict.com***

## **Regular Board of Directors Meeting**

Meeting Location: Sue Wagaman Board Room  
Red Oak CSD Administrative Center  
The Technology Building – Red Oak High School Campus

Monday, February 9, 2015 – 6:00 pm

### **- Amended Agenda -**

- 1.0 Call to Order – Board of Directors President Lee Fellers
- 2.0 Roll Call – Board of Directors Secretary Shirley Maxwell or Assistant Secretary Karla Wood
- 3.0 Approval of the Agenda – President Lee Fellers
- 4.0 Communications |
  - 4.1 Good News from Red Oak Schools
    - ★ Jazz News
    - ★ State of Iowa Speech Championships
    - ★ Post Season Wrestling Update
  - 4.2 Visitors and Presentations – none planned
  - 4.3 Affirmations and Commendations
    - ★ Carroll Community School District
  - 4.4 Correspondence
- 5.0 Consent Agenda 2
  - 5.1 Review and Approval of Minutes from January 26, 2015 3-5
  - 5.2 Review and Approval of Monthly Business Reports 6-7
  - 5.3 Open Enrollment Request for 2014 – 2015
  - 5.4 Consideration and Approval of Softball Coaching Resignations: Assistant Deb Drey and Assistant Nate Perrien 8-9

Red Oak Community School District Board of Directors Meeting  
2.9.2015

6.0 General Business for the Board of Directors

6.1 Old Business – none

6.2 New Business

6.2.1 School Improvement Progress Reports and Assessment Data Analysis: Principals  
Gayle Allensworth and Barb Sims with Building Leadership Teams 10-59

6.2.2 Tiger Vision Phase I Implementation Advisory Team Development with Board  
Guidance and Communication Tools for Tiger Vision 60

6.2.3 Tiger Vision Phase I Professional Services Contracts: Consideration and Probable  
Action for the Architect, BLDD, Construction Management Services and Finance  
Consultant – Report from Business Manager Shirley Maxwell 61-89

6.2.4 School Bus Accident Report, Equipment Status, and Probable Board Action for  
Equipment Replacement – Director of Transportation Carlos Guerra and Business  
Manager Shirley Maxwell 90

6.2.5 Loss of School Days: Impact of Required Attendance Hours and Consideration of  
Hours Make-Up – Supt. Terry Schmidt 91

6.2.6 Personnel Considerations: Resignation Letters from Professional Staff:  
Clara Shankle, Special Education and Support Staff (as needed) with Probable  
Board Action for Track Coaches 2015 Season – Presented by Administrative Staff

92-104

7.0 Reports 105-107

7.1 Administrative

7.2 Future Conferences, Workshops, Seminars

7.3 Other Announcements

8.0 Next Regular Board of Directors Meeting:

Monday, February 23, 2015 – 6:00 pm  
Sue Wagaman Board Room  
Red Oak CSD Administrative Center

9.0 Adjournment

## Item 4.0 Communications

### **4.1 Good News from Red Oak Schools**

- ★ Jazz News from Red Oak High School – State Competition, Director Dan Black
- ★ State Speech Competition Results – Coach Laura Horn
- ★ Post Season Wrestling Results – Coach Tiegen Podliska and AD Barry Bower
- ★ Other News Shared by the District’s Leadership Team

### **4.2 Visitors and Presentations**

Please welcome any guests that may be in attendance at tonight’s meeting.

### **4.3 Affirmations and Commendations**

- ★ Carroll Community School District

### **4.4 Correspondence**

Any correspondence received and important to the governing body is shared.

## Item 5.0 Consent Agenda

**BACKGROUND INFORMATION:** The following items are presented for approval in one formal motion. Should any director have a question or would like for an item to be placed on the regular discussion agenda, please notify Board Secretary Shirley Maxwell in advance of the meeting.

Enclosed are reference pages for:

### **5.1 Review and Approval of the Minutes from January 26, 2015**

The minutes are enclosed for your review. Unless there are suggested changes, they are submitted for approval by Board Secretary Shirley Maxwell.

### **5.2 Review and Approval of the Monthly Business Reports**

Payment vouchers are enclosed for review and approval. Last minute bills could be found at the table. Accounting Clerk Jeanice Lester ([lesterj@roschools.com](mailto:lesterj@roschools.com)) or Business Manager Shirley Maxwell ([maxwells@roschools.com](mailto:maxwells@roschools.com)) are available to answer any questions concerning the expenditures. Please call ahead of the regular meeting if you need more information.

### **5.3 Open Enrollment Request for 2014 – 2015 and 2015 - 2016**

At the table you will find an open enrollment request from the Ann Stewart family who have recently relocated to Stanton. They wish to remain in Red Oak schools for the remainder of this year and next. Students include a current third grader and a current first grader.

### **5.4 Consideration and Approval of Softball Coaching Resignations: Assistant Deb Drey and Assistant Nate Perrien**

**Resignations:** Enclosed are resignation letters from last year's assistant coaches who do not plan to coach in the summer, 2015 season. These include Deb Drey and Nate Perrien. It is recommended acceptance of both.

**SUGGESTED BOARD ACTION:** It is recommended the board of directors approve the following consent agenda items:

- Minutes from January 26, 2015
- Monthly business reports as presented
- Open enrollment for Katheryn (3<sup>rd</sup>) and Madelynn (1<sup>st</sup>) Stewart for the remainder of the 2014 – 2015 school term and for the 2015 – 2016 school term.
- Resignation letters from Assistant Softball Coaches Deb Drey and Nate Perrien



Red Oak Community School District  
Meeting of the Board of Directors  
Meeting Location: Sue Wagaman Board Room, Red Oak CSD Administrative Center  
Red Oak Technology Center, Red Oak High School Campus  
January 26, 2015

This regular meeting of the Board of Directors of the Red Oak Community School district was called to order by President Lee Fellers at 6:00 p.m.

**Present:**

Directors: Lee Fellers, Bill Drey, Warren Hayes, Paul Griffen  
Terry Schmidt, Superintendent, Shirley Maxwell, Board Secretary, and  
Karla Wood, Assistant Board Secretary  
Absent: Director Kathy Walker

**Approval of Agenda**

Motion by Director Drey, second by Director Griffen to approve the agenda as presented with the order of agenda items at the discretion of the board president. Item 4.2.1 Ron and Carol Keast – Property Assessments and Taxation will not be presented tonight. Motion carried unanimously.

**Good News**

Maryann Angerth, Instructional Technology Consultant with Green Hills AEA introduced and demonstrated to the Directors a technology in use by Green Hills AEA and a Red Oak Middle School student. The technology is a tele-presence device made up of an I-pad affixed to a Segway power device which allows the student to remotely participate in daily classroom activities at the middle school.

On January 24, Speech Coaches Laura Horn and Kim Reeve took 26 students to Audubon High School to compete in the District Large Group Speech Contest. Students competed in eleven events, eight of those events by ROHS students were selected for state competition which will be held February 7 at West Des Moines Valley High School.

The speech students will perform for the public Thursday, February 5, 6:00 p.m. in the High School Media Center for their annual “Evening with the Stars.”

Jason Uhl, Art Instructor for Red Oak High School is proud to announce that five art students submitted artwork to the 2014-2015 Iowa Youth Art Month competition and all were selected to be included in the Youth Art Month Show. The artwork selected will be on display at the State Historical Building in Des Moines now through March 31, there will be an awards reception on March 7 at 12:30 p.m.

**Consent Agenda**

Motion by Director Drey, second by Director Griffen to approve the consent agenda as presented.  
Motion carried unanimously.

- Review and approval of minutes from January 12, 2015 and December 15, 2014 (revised)
- Review and approval of the monthly business reports as presented
- Review and approval of an open enrollment request as presented
- Review and approval of an Education Program Sharing Agreement with Stanton Community Schools
- Review and approval of Education Service Agreement with Drive Tek, LLC

## **1.26.15 Board Minutes Continued**

### **Presentation and Exchange of Interest Items for the 2015-2016 Red Oak Education Association Master Contract**

As part of the interest based bargaining process with the Red Oak Education Association, letters of intent to bargain and discuss contract language were exchanged between ROEA representative John Gambs and Board President Lee Fellers.

### **Presentation and Exchange of Interest Items for the 2015-2016 Red Oak Support Staff Association Master Contract**

As part of the interest based bargaining process with the Red Oak Support Staff Association, letters of intent to bargain and discuss contract language were exchanged between ROSSA President Sara White and Board President Lee Fellers.

### **Consideration of Requests for Early Retirement Benefits from Instructors Becki Kaiser and Ann Petersen**

Motion by Director Drey, second by Director Hayes to accept the letters of resignation from Instructors Becki Kaiser and Ann Petersen with approval for early retirement benefits as presented. Motion carried unanimously.

### **Personnel Considerations and Recommendations**

Motion by Director Drey, second by Director Hayes to approve a coaching contract for Mark Erickson as head baseball coach for the 2015 season to be compensated at the rate of \$4522.00. Motion carried unanimously.

Motion by Director Griffen, second by Director Drey to employ Mr. Frank Hidalgo as a full time special education classroom paraprofessional to be compensated at the rate of \$8.95 per hour. Motion carried unanimously.

### **Report from District Administrators for the 2014-2015 Iowa Assessment Program**

Curriculum Director and Washington Intermediate Principal Barb Sims reviewed with the directors a brief analysis of the Iowa Assessment test scores for Red Oak Community School District students grades two through eleven who took the Iowa Assessment tests in November of 2014. This item will be presented in more detail at future board meetings.

### **School Finance Budget Workshop Updated Information for Unspent Balance Projections**

Business Manager Shirley Maxwell gave an update on current financial issues concerning unspent balance projections and SAVE tax.

### **Investigation of Outsource Models for School Food Service and Custodial Services**

School Business Manager Shirley Maxwell is working with the Food and Nutrition Department at the Iowa Department of Education to draw up a food service outsourcing contract for the 2015-2016 school year. After this contract has the state department approval, it will be sent to several vendors that are working with other school districts in Iowa. Work is underway for outsourcing custodial services for the 2015-2016 school year.

### **Teacher Leadership Positions and Projected Needs for Classroom Instructors**

The Teacher Leadership and Compensation Program award will provide salary enhancements for teachers who are chosen as teacher coaches, peer leaders and model instructors. The TLC project team will meet with Consultant Dana Shon on Wednesday, February 4 to finalize job descriptions, set application protocol and develop interview/selection components.

## **1.26.15 Board Minutes Continued**

### **Update from the Directors' Subcommittee for Facilities Review**

Board President Lee Fellers and Director Paul Griffen updated the Directors on the process that is underway to make a recommendation to secure a construction management firm for the Tiger Vision Phase I plan. Proposals were reviewed by the subcommittee on Wednesday, January 21. Interviews will be held on January 30, 2015.

### **Administrative Reports**

Administrative reports were submitted by Computer Network Manager Henry Devito and from the maintenance / operations / transportation department.

### **Future Conferences, Workshops, Seminars**

Director Drey attended the IASB Legislative Conference "Day on the Hill" held in Des Moines on January 26. Three Directors attended the IASB District Seven meeting at Riverside Intermediate School in Carson on January 14.

### **Other Announcements**

There will be a special board meeting on February 11, 2015, 7:00 p.m. at the District Administrative Center, Tech. Building, Sue Wagaman Board Room.

The Chamber and Industrial Association monthly coffee will be held on Wednesday, January 28, 9:30 a.m. at Inman Primary School sponsored by Y.E.S. Mentoring.

### **Adjournment**

Motion by Director Griffen, second by Director Drey to adjourn the meeting at 7:45 p.m. Motion carried unanimously. The next regular meeting will be held on Monday, February 9, 2015, 6:00 p.m., in the Sue Wagaman Board Room, Administrative Center in the Technology Building.

---

Lee Fellers, President

---

Karla Wood, Assistant Board Secretary

Vendor Name	Invoice Number	Amount
Account Number	Detail Description	Amount
Checking Account ID 1	Fund Number 10	OPERATING FUND
CENTURY LINK	01252015	54.90
10 1901 2410 000 0000 532	PHONE LINE FIRE ALARM	54.90
CENTURY LINK	01252015-1	54.90
10 3230 2410 000 0000 532	PHONE LINE FIRE ALARM	54.90
CENTURY LINK	01252015-2	54.90
10 2020 2410 000 0000 532	PHONE LINE FIRE ALARM	54.90
CENTURY LINK	01252015-3	54.90
10 1902 2410 000 0000 532	PHONE LINE FIRE ALARM	54.90
CENTURY LINK	01252015-4	54.90
10 1901 2410 000 0000 532	PHONE LINE FIRE ALARM	54.90
CENTURY LINK	01252015-6	54.90
10 0010 2321 000 0000 532	PHONE LINE FIRE ALARM	54.90
CENTURY LINK	01252015-7	54.90
10 0010 2410 000 0000 532	PHONE LINE FIRE ALARM	54.90
Vendor Name CENTURY LINK		<u>384.30</u>
FIRST BANKCARD	01222015	102.64
10 3230 2222 000 0000 618	WWW.Pureglare.com Projector Lamp M	90.00
10 3230 2222 000 0000 618	SHIPPING/HANDLING	12.64
FIRST BANKCARD	01232015	169.14
10 0010 1000 490 8028 612	PROJECTION SCREEN	169.14
Vendor Name FIRST BANKCARD		<u>271.78</u>
MIDAMERICAN ENERGY	01212015	14,691.81
10 0020 2600 000 0000 621	THERMS 820	583.41
10 2020 2600 000 0000 622	KWH 326	40.23
10 2020 2600 000 0000 622	KWH 17600	1,345.55
10 2020 2600 000 0000 622	KWH 1	11.22
10 2020 2600 000 0000 622	KWH 74100	3,738.12
10 3900 2600 000 0000 621	THERMS 1353	933.83
10 3900 2600 000 0000 622	KWH 24800	1,603.10
10 0020 2600 000 0000 622	KWH 1	19.99
10 0030 2600 000 0000 621	THERMS 276	217.07
10 0030 2600 000 0000 622	KWH 3840	366.00
10 0030 2600 000 0000 622	KWH 2	20.00
10 1911 2600 000 0000 622	KWH 8775	506.88
10 1912 2600 000 0000 621	THERMS 2205	1,516.11
10 1912 2600 000 0000 622	KWH 3476	280.40
10 1901 2600 000 0000 622	KWH 38100	2,490.98
10 1901 2600 000 0000 622	KWH 1	3.26
10 1902 2600 000 0000 622	KWH 16080	1,015.66
Vendor Name MIDAMERICAN ENERGY		<u>14,691.81</u>
TOTAL FUNDS BY HASLER	01142015	1,000.00
10 0010 2410 000 0000 531	POSTAGE FILL	1,000.00
Vendor Name TOTAL FUNDS BY HASLER		<u>1,000.00</u>
UNITED PARCEL SERVICE	0000537022045	242.03
	-1	
10 0010 2321 000 0000 531	UPS CHARGES	124.19
10 1901 2410 000 0000 531	UPS CHARGES	48.37
10 2020 2410 000 0000 531	UPS CHARGES	19.77
10 3230 2410 000 0000 531	UPS CHARGES	29.92

Vendor Name	Invoice Number	Amount
Account Number	Detail Description	Amount
10 1902 2410 000 0000 531	UPS CHARGES	19.78
UNITED PARCEL SERVICE	1007144315	1.07
10 0010 2321 000 0000 531	UPS CHARGES	1.07
Vendor Name UNITED PARCEL SERVICE		<u>243.10</u>
Fund Number 10		<u>16,590.99</u>
Checking Account ID 1		16,590.99
Checking Account ID 3	Fund Number 21	STUDENT ACTIVITY FUND
BLOMSTEDT, JOHN	01122015	70.00
21 0010 1400 920 6710 320	OFFICIAL	70.00
BLOMSTEDT, JOHN	01222015	85.00
21 0010 1400 920 6810 320	OFFICIAL	85.00
Vendor Name BLOMSTEDT, JOHN		<u>155.00</u>
EDIE, DUSTIN	01292015	120.00
21 0010 1400 920 6790 320	OFFICIAL	120.00
Vendor Name EDIE, DUSTIN		<u>120.00</u>
ETHEN, CHRIS	01272015	100.00
21 0010 1400 920 6710 320	OFFICIAL	100.00
Vendor Name ETHEN, CHRIS		<u>100.00</u>
HARLAN COMMUNITY SCHOOL DIST.	01172015	60.00
21 0010 1400 920 6790 320	CYCLONE JV TOURNEY FEE	60.00
Vendor Name HARLAN COMMUNITY SCHOOL DIST.		<u>60.00</u>
HEUTON, CRAIG	01272015	100.00
21 0010 1400 920 6710 320	OFFICIAL	100.00
Vendor Name HEUTON, CRAIG		<u>100.00</u>
LANHAM, TROY	01272015	100.00
21 0010 1400 920 6710 320	OFFICIAL	100.00
Vendor Name LANHAM, TROY		<u>100.00</u>
ROMINE, RON	01122015	70.00
21 0010 1400 920 6710 320	OFFICIAL	70.00
Vendor Name ROMINE, RON		<u>70.00</u>
SOUTHWEST VALLEY SCHOOLS	01232015	100.00
21 0010 1400 920 6790 320	JOHN J HARRIS TOURNEY FEE	100.00
Vendor Name SOUTHWEST VALLEY SCHOOLS		<u>100.00</u>
WILLIAMSON, ROB	01292015	120.00
21 0010 1400 920 6790 320	OFFICIAL	120.00
Vendor Name WILLIAMSON, ROB		<u>120.00</u>
Fund Number 21		<u>925.00</u>
Checking Account ID 3		925.00

## Karla Wood

---

**From:** Deb Drey  
**Sent:** Wednesday, January 28, 2015 2:13 PM  
**To:** Terry Schmidt; Barry Bower; Jeff Spotts  
**Cc:** Karla Wood  
**Subject:** Resignation

Mr. Schmidt,  
Please accept my resignation as an assistant softball coach effective immediately.  
Thanks!  
Deb Drey

Deb Drey  
Human Resources  
Red Oak Community Schools  
2011 N 8<sup>th</sup> St Admin Center  
Red Oak IA 51566  
712-623-6600

**Karla Wood**

---

**Subject:** Resignation

**From:** Nathan Perrien  
**Sent:** Wednesday, January 28, 2015 1:40 PM  
**To:** Terry Schmidt; Deb Drey; Barry Bower; Jeff Spotts  
**Subject:** RE: Contract

Mr. Schmidt,

Please accept my resignation from the position as Co-Head Softball Coach effective immediately.

Sincerely,

A handwritten signature in black ink, appearing to read "N. Perrien", with a horizontal line extending to the right.

Nate Perrien

Item 6.2.1 School Improvement Progress Reports and Assessment Data Analysis:  
Principals Gayle Allensworth and Barb Sims with Building Leadership Teams

**Background Information:** For two consecutive board meetings, two schools with leadership teams are in attendance to share detailed information about the academic performance of students. Enclosed are the reports for your advanced study and review.

Please welcome Principal Gayle Allensworth with faculty members and please welcome Principal Barb Sims with faculty members.

This is the key presentation item this evening and enough time has been placed into agenda development to allow for questions and discussions.

**Suggested Board Action:** Formal action is not required this evening for either of the reports.






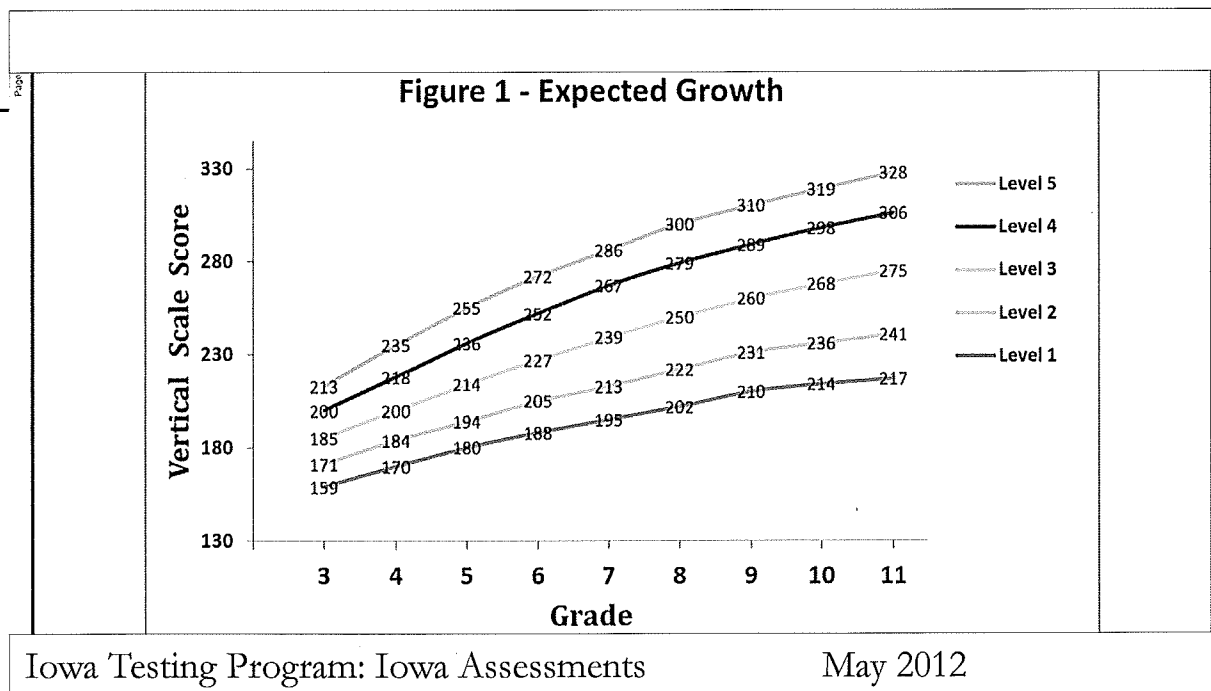
# Inman Primary School

---

Mrs. Gayle Allensworth, Principal  
Iowa Assessment/School Improvement  
Report to Board Of Education  
February 9, 2015



# ITP's Expected Growth Graph

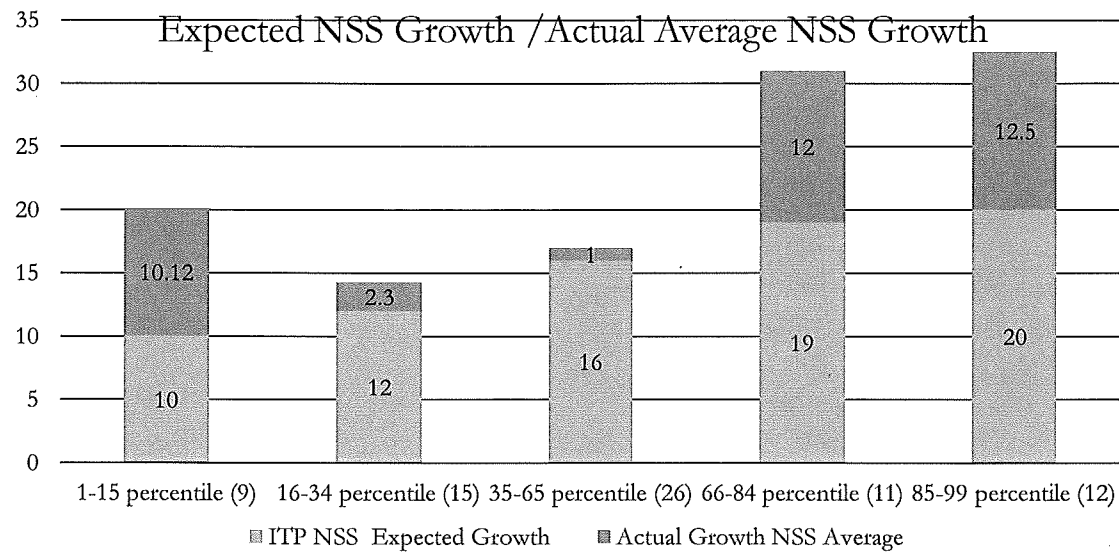


• NISS Growth Quadrants: **Reading** (FAY Students)

**3<sup>rd</sup> graders (n=73)**

<b>Proficient – No Growth</b>	<b>Proficient – Growth</b>
1.3% (1 student)	74% ( 54students)
<b>NOT Proficient – No Growth</b>	<b>NOT Proficient – Growth</b>
5% ( 4students)	19% ( 14 students)

# IPS Reading

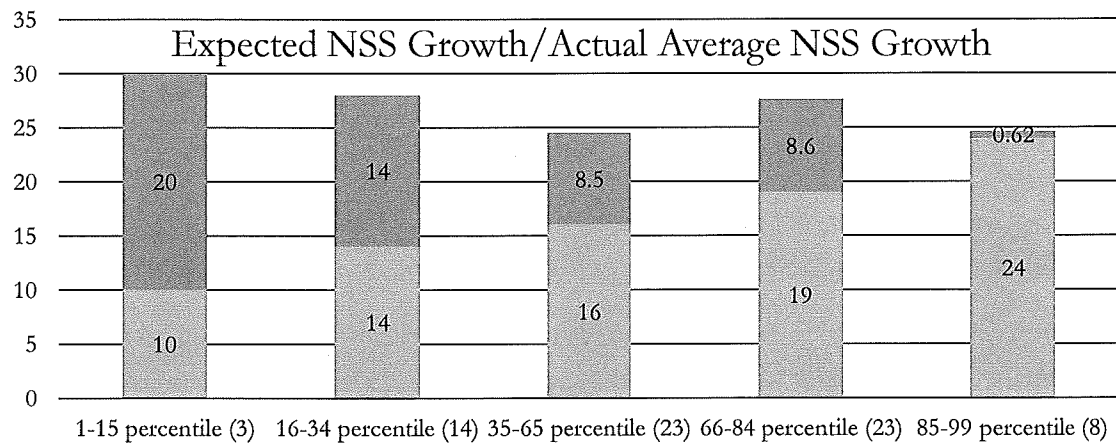


• NCS Growth Quadrants: **Math** (EAY Students)

**3<sup>rd</sup> graders (n=73)**

<b>Proficient – No Growth</b>	<b>Proficient – Growth</b>
<b>0%</b> (0 student)	<b>81%</b> (59 students)
<b>NOT Proficient – No Growth</b>	<b>NOT Proficient – Growth</b>
<b>4%</b> (3 student)	<b>13%</b> (10 students)

# IPS Math



■ ITP NSS Expected Growth    ■ Our Actual Growth NSS Average



**SI 2.5 - School Improvement Data Report**  
**Red Oak Community School District (5463)**

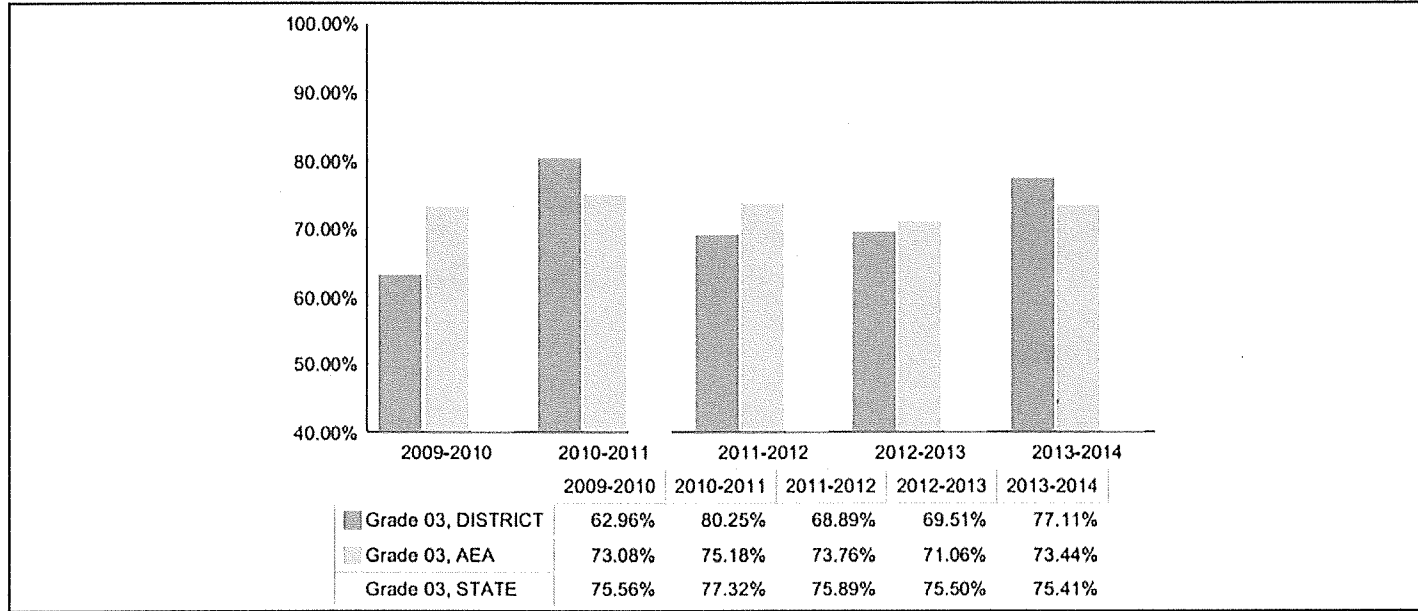
[Report Definition](#)

**Figure 8**

Data Source:  
 Definitions:

**Percent of Students in Grade 3 Proficient in Reading**

AYP Assessment File  
 Student achievement data in this report is based on attending district and includes students taking an Iowa Assessment or Iowa Alternate Assessment. Proficiency in Reading, Math, and Science on the ITBS/ITED through 2010-2011 is defined as at or above the 41st percentile. In 2011-12, the proficiency definition was changed to a minimum National Standard Score that varies by subject, grade level, and when the student is assessed.



11



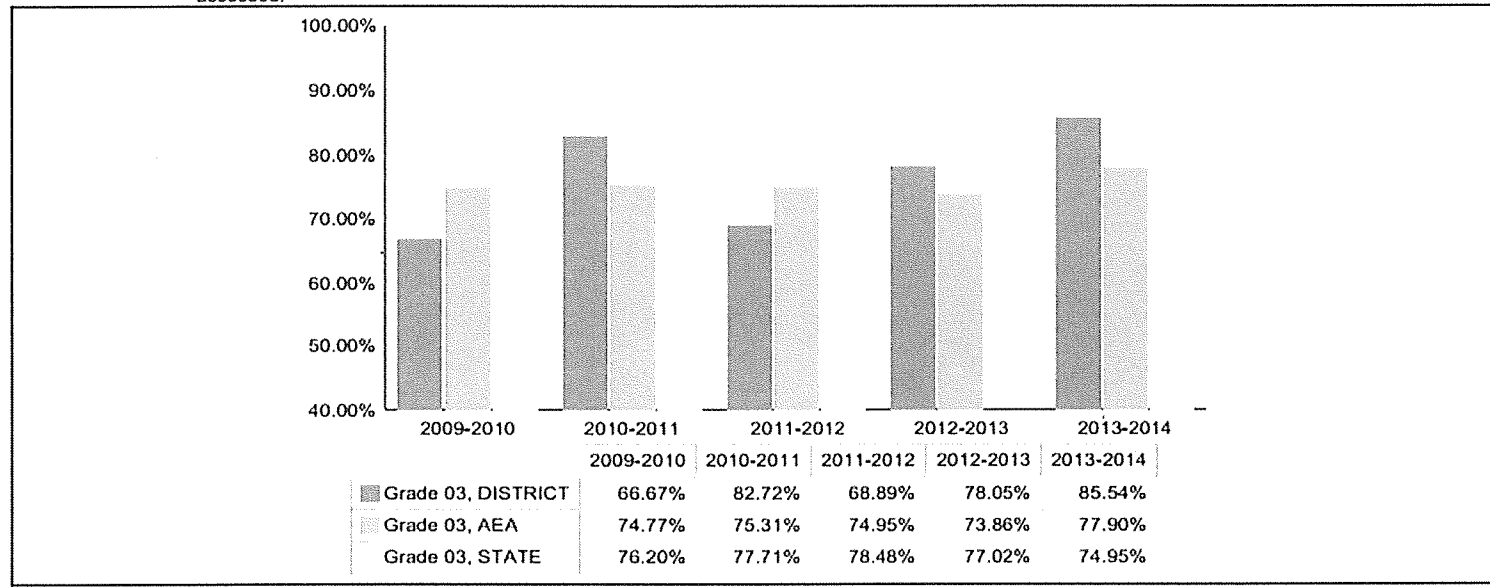
## SI 2.5 - School Improvement Data Report Red Oak Community School District (5463)

[Report Definition](#)

**Figure 20: Percent of Students in Grade 3 Proficient in Math**

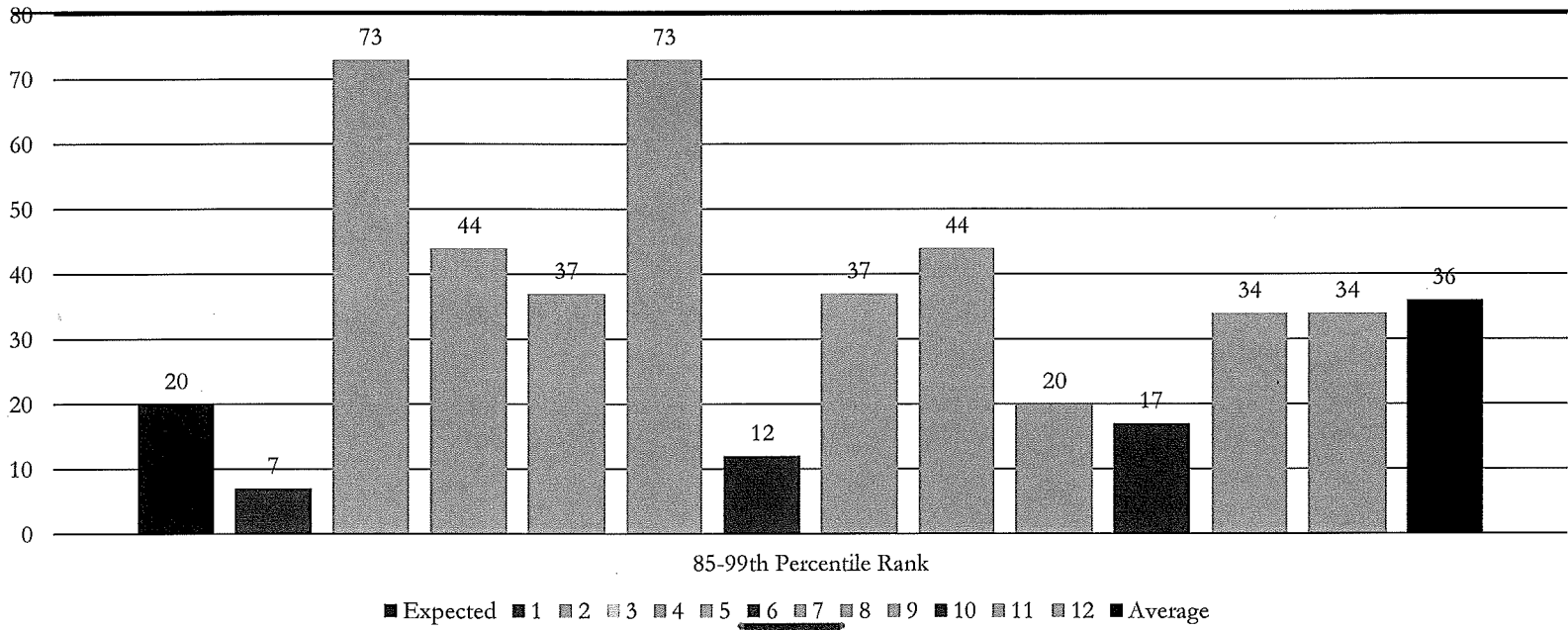
Data Source: AYP Assessment File

Definitions: Student achievement data in this report is based on attending district and includes students taking an Iowa Assessment or Iowa Alternate Assessment. Proficiency in Reading, Math, and Science on the ITBS/ITED through 2010-2011 is defined as at or above the 41st percentile. In 2011-12, the proficiency definition was changed to a minimum National Standard Score that varies by subject, grade level, and when the student is assessed.

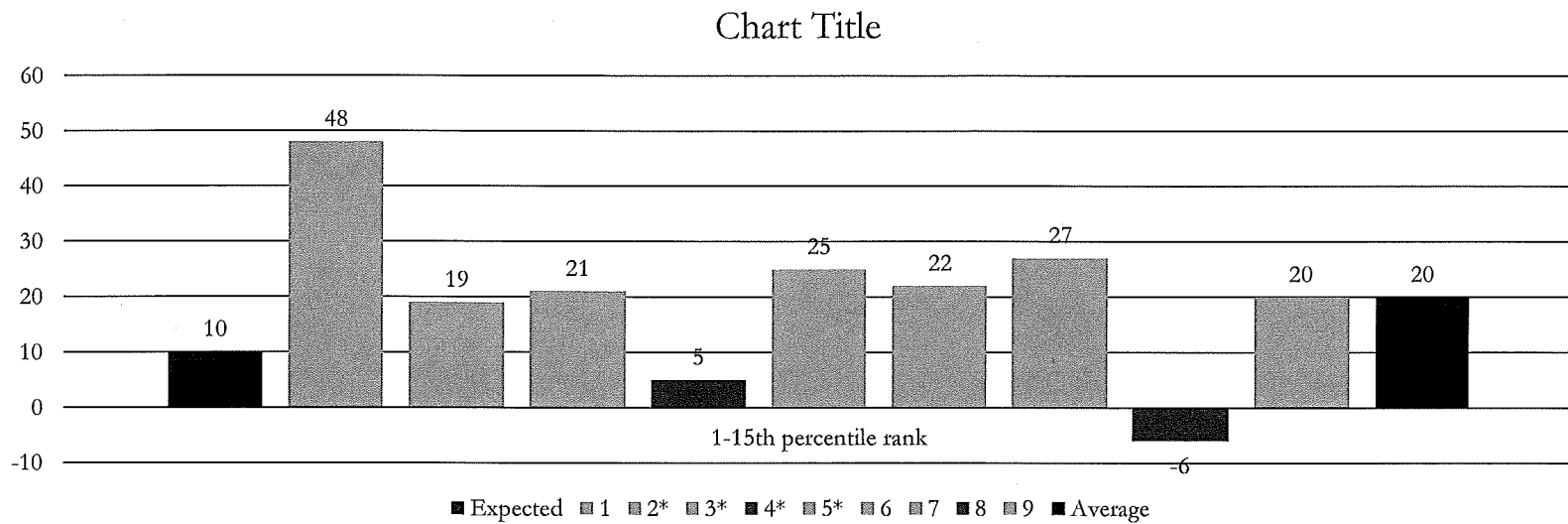




# Reading: Student Scores 85-99<sup>th</sup> percentile rank/growth

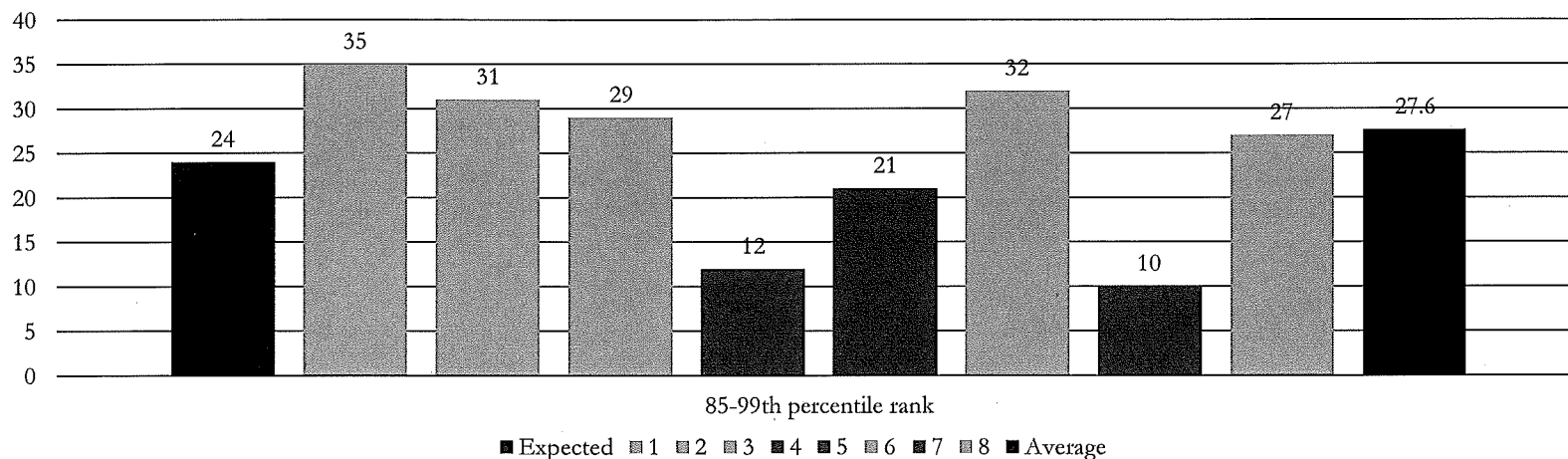


# Reading: Student Scores 1-15<sup>th</sup> percentile rank/growth

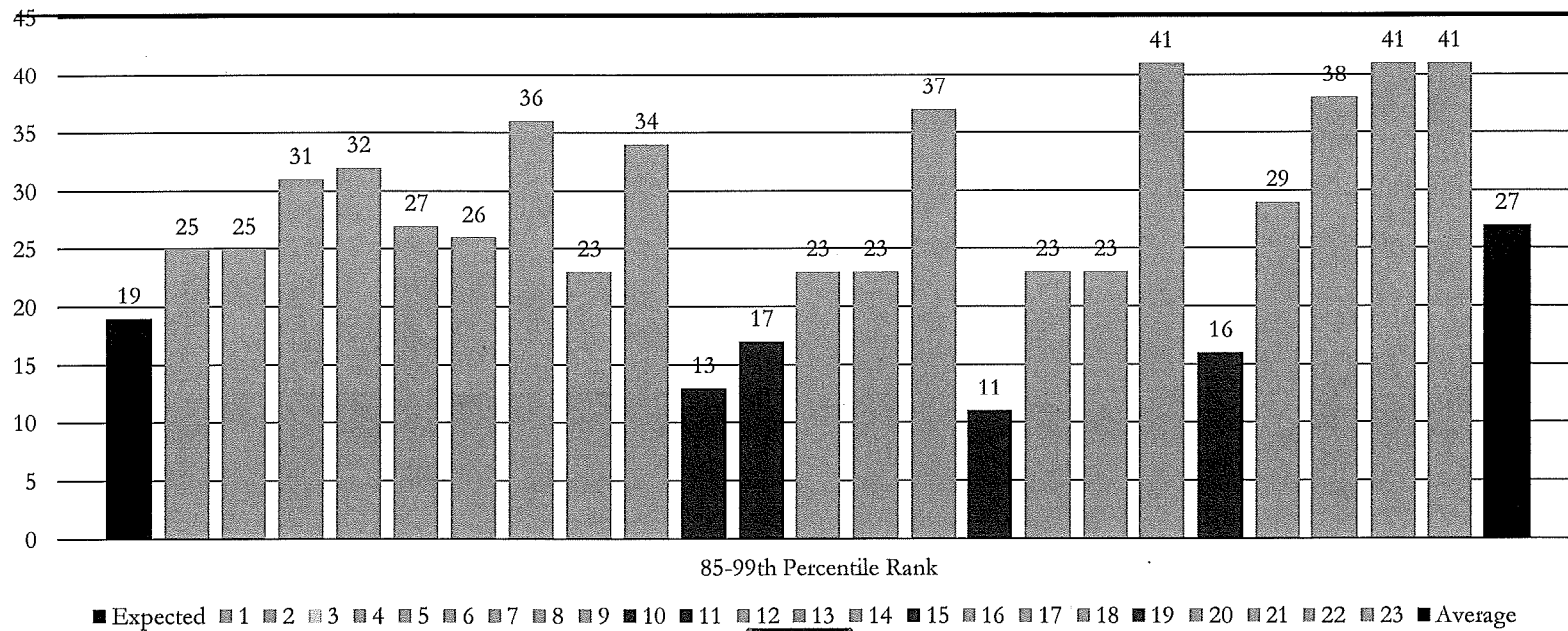


# Math: Student Scores 85-99<sup>th</sup> percentile rank/growth

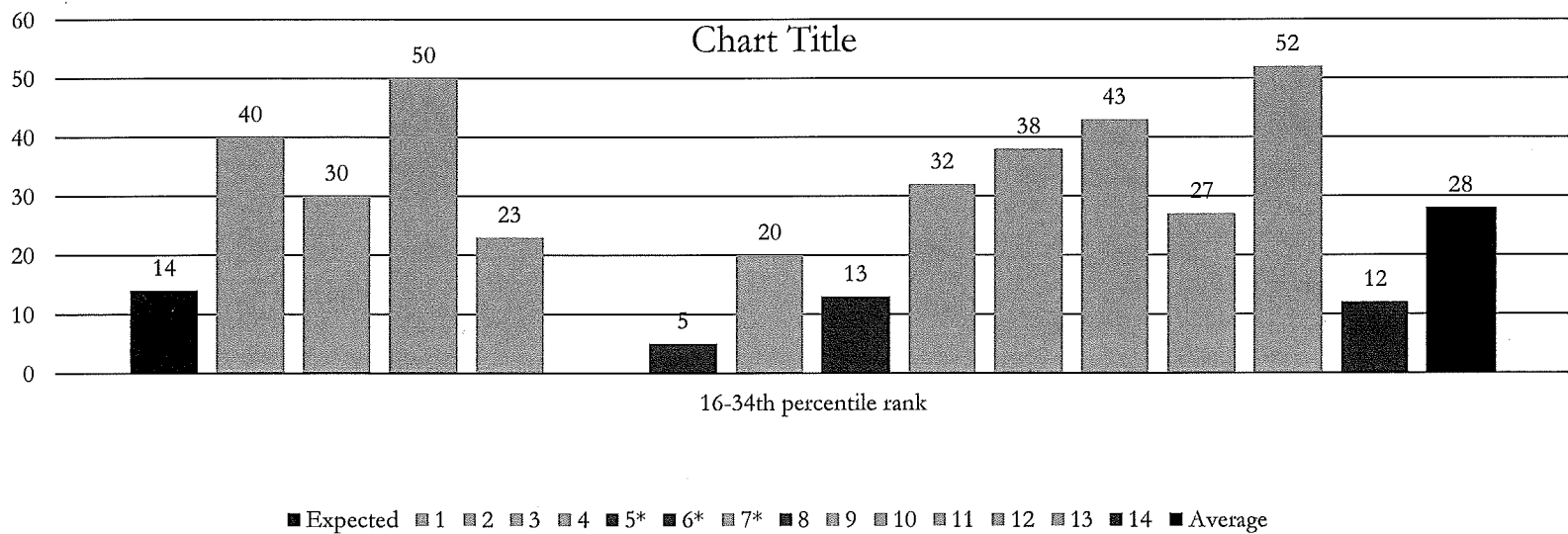
Chart Title



# Math: Student Scores 66-84<sup>th</sup> percentile rank/growth



# Math: Student Scores 16<sup>th</sup>-34<sup>th</sup> percentile rank/growth



2012-2013 Participation Display			2012-2013 Assessment Display	
SubGroup	Number Tested / Enrolled = % Tested	Participation Status	#Prof + Additional Meeting Growth / FAY = %Prof + Growth	Assessment Status
ALL Students	82 / 83 = 98.80	Met AYP Goal	(53+0) / 75 = 70.67	Missed AYP
Low SES	48 / 49 = 97.96	Met AYP Goal	(26+0) / 45 = 57.78	Met AYP - Safe Harbor
Spec Ed.(IEP)	3 / 4 = NA	Enrolled on Test Date < 40 (0+0) / 3 = NA		Calculated Total Tested < 30
ELL	4 / 4 = NA	Enrolled on Test Date < 40 (2+0) / 4 = NA		Calculated Total Tested < 30
Hispanic	9 / 9 = NA	Enrolled on Test Date < 40 (5+0) / 9 = NA		Calculated Total Tested < 30
White	71 / 72 = 98.61	Met AYP Goal	(47+0) / 64 = 73.44	Missed AYP
Multi-Racial	2 / 2 = NA	Enrolled on Test Date < 40 (1+0) / 2 = NA		Calculated Total Tested < 30
2013-2014 Participation Display			2013-2014 Assessment Display	
SubGroup	Number Tested / Enrolled = % Tested	Participation Status	#Prof + Additional Meeting Growth / FAY = %Prof + Growth	Assessment Status
ALL Students	83 / 83 = 100.00	Met AYP Goal	(59+0) / 76 = 77.63	Met AYP - Safe Harbor
Low SES	57 / 57 = 100.00	Met AYP Goal	(37+0) / 52 = 71.15	Met AYP - Safe Harbor
Spec Ed.(IEP)	7 / 7 = NA	Enrolled on Test Date < 40 (1+0) / 6 = NA		Calculated Total Tested < 30
ELL	4 / 4 = NA	Enrolled on Test Date < 40 (2+0) / 4 = NA		Calculated Total Tested < 30
Hispanic	6 / 6 = NA	Enrolled on Test Date < 40 (3+0) / 6 = NA		Calculated Total Tested < 30
White	75 / 75 = 100.00	Met AYP Goal	(55+0) / 68 = 80.88	Met AYP - Safe Harbor
Multi-Racial	2 / 2 = NA	Enrolled on Test Date < 40 (1+0) / 2 = NA		Calculated Total Tested < 30

<https://www.youtube.com/watch?v=DUS-c2YrXow>

FL

# Sample: First Grade

## What Is It We Expect Students to Learn?

Grade: First	Subject: Literature – All Year	Semester: First	Team Members: First Grade Team – Beth Rehbein, Debbie Graber, Becky Dolch, Ashley Pegg & Katie Confer		
Description of Standard	Example of Rigor	Prerequisite Skills	When Taught?	Common Summative Assessment	Extension Standards
What is the essential standard to be learned? Describe in student-friendly vocabulary.	What does a proficient student look like? Provide an example and /or description.	What prior knowledge, skills, and/or vocabulary are needed for a student to master this standard?	When will this standard be taught?	What assessment(s) will be used to measure student mastery?	What will we do when students have already learned this standard?
<p>R.L.1.1. Ask and answer questions about key details in a text.</p> <p>I can...ask and answer questions about a story.</p> <p>I can ask and answer questions about a story.</p>	<p>I can listen and discuss stories</p> <p>Students will answer questions about story through observation.</p>	<p>Knowledge of what a question is.</p> <p>Listening to a story</p> <p>Knowledge of what a question is. Understand what wonder means.</p>	<p>September – Making Meaning</p> <ol style="list-style-type: none"> <li>Quick as a Cricket</li> <li>What I was Little</li> <li>Where Do I Live</li> <li>It's Mine</li> </ol> <p>Teacher's Manual – Page:2-40</p> <p>February – Making Meaning</p> <ol style="list-style-type: none"> <li>An Extraordinary Egg</li> <li>George Washington and the General's Dog</li> <li>Down the Road</li> </ol> <p>Teacher's Manual – Page 156-195</p>	<p>Books: Where Do I Live and It's Mine – The Reading Life</p> <p>Unit 1 Week 3</p> <p>Unit 1 Week 4</p> <p>Fiction – Wondering Assessment</p> <ul style="list-style-type: none"> <li>Observation Assessment</li> </ul> <p>Week 1 – 2 – 3 (All Different)</p>	<p>Begin to retell stories.</p>

# Monitor Learning!

Data Team Protocol

Start Date: 01-08-14    Ending Date: 02-19-14    Grade Level: First Grade

Instructional Area: Literacy

**SMART Goal 1:** Percentage of students scoring proficient and higher in phonics will increase from 6% to 90% by the end of February 19, 2014 as measured by word list assessment administered on 12/17/13, 1/21/14, 2/19/14

**Beginning/1-22-14/End**

- Percentage of group proficient and higher      6%/17%/
- Percentage of group not proficient                94%/83%/
- Actual number of students proficient and higher      6/16/
- Actual number of students not proficient                90/14/

	Level 1	Level 2	Level 3	Level 4
	Number of students proficient	Number of students likely to be proficient at end of instructional time- <i>students already close</i>	Number of students likely to be proficient at end of instructional time- <i>students who have far to go</i>	Number of students not likely to proficient- <i>intervention group in need of extensive support</i>
<b>Goal 1</b>	<b>6</b>	<b>8</b>	<b>40</b>	<b>42</b>
<b>1-22-14</b>	<b>16</b>	<b>23</b>	<b>41</b>	<b>14</b>



# Monitor Learning

*Handwritten notes at the top of the board:*  
 Mrs. Dolch Mrs. Confer Mrs. R Mrs. Pegg Mrs. Graber  
 Mrs. Pegg Mrs. Graber

**Reading Comprehension**

Chloe Maggie Connor B. Isaiak H. Brayden S. Kennedy D. Logan Kiyah I. Bruce G.  
 Bryanna K. Gavin Xander G. Ilana J. Melanie A. London G. Marrison W. Brouy Abby G.

**Final Blends**

Anissa Randy M. Elizabeth B. Michael M. Adam B. Blake S. Aiden S.

**Suffixes**

Austin C. Adelia L. Jaxon T. Paige P. Cadence T. Aifen C. Ashley S. Bailey W.

**Vowel Consonant E**

Cyllis J. Lacey W. Ombra E. Madison Adrian Zachary R. Kadya R. Lena T. Klayton  
 Cameron D. Jaxson M. Timmy P. Miranda J. Brett E. Riley D.  
 Jacob Logan Victoria Nicole Macie G. Natalie B. Evan H. Jesus Lilly L.

**Reading Comprehension**

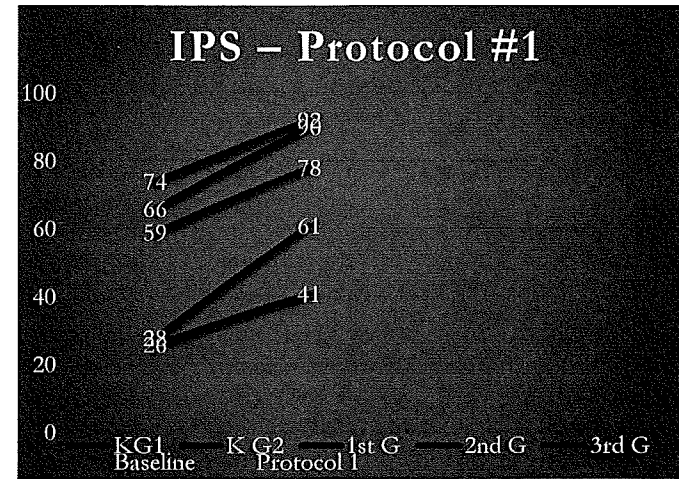
Grinkly S. Alex W. Houston Hayley I. Emma S. Paige B. Jaydin J. Destiny A.  
 Syriana Cooper. Bryn Nevaeh Erma Halley Matti Tyler Iris O. Marly

**Reading Comprehension**

Matthew A. Elaine Latisha Ashley Peter R. Carter Weston Javier S.  
 Alan S. Beau Ayden O. Nolan P. Hope S.

**DEVELOPMENTAL STUDIES CENTER**

# Celebrate!



## Kindergarten-


SMART goal 1: Students increased from **74% to 92%** in letter recognition of uppercase letters ATCP.

SMART goal 2: Students increased from **66% to 90%** in letter recognition of lowercase letters atcp.

## First Grade -

Smart Goal: Percentage of students proficient and higher in Important Word will increase from **28% to 50%** by October 6<sup>th</sup> as measured by Important Word Assessment.

Goal Met: Our students increased from **28% to 61%** with Important Word Recognition. They were expected to read through our Important Word List which contains 122 words.



*Our Progress...* in ten words!


---

- 1. Organize Teams**
- 2. Clarify Targets**
- 3. Monitor Learning**
- 4. Provide Time & Support**
- 5. Celebrate! ☺**

# Washington Intermediate Data Review

2014-2015

BOARD OF DIRECTORS REPORT



# Cohort data over three years:

This data IS cohort data. It is all students who took the test in that grade in that year. This is considered "raw" data. This is the percent of the class that tested proficient according to National Standard Scores.

	Reading		
Grade	2012-2013	2013-2014	2014-2015
2nd - 3rd-4th	85%	77%	86%
3rd - 4th - 5th	70%	68%	68%

	Math		
	2012-2013	2013-2014	2014-2015
	79%	85%	87%
	78%	78%	85%

	Science		
	2012-2013	2013-2014	2014-2015
	67%	90%	87%
	89%	86%	85%

NSS Growth Quadrants:

Reading (2014-2015)

(FAY Students)

4<sup>th</sup> Grade

n = 73

5<sup>th</sup> Grade

n = 78

<b>Proficient – No Growth</b>	<b>Proficient – Growth</b>
3% (2 students)	82% (60 students)
<b>NOT Proficient – No Growth</b>	<b>NOT Proficient – Growth</b>
3% (2 students)	12% (9 students)

<b>Proficient – No Growth</b>	<b>Proficient – Growth</b>
5% (4 students)	80% (63 students)
<b>NOT Proficient – No Growth</b>	<b>NOT Proficient – Growth</b>
9% (7 students)	6% (5 students)

NSS Growth Quadrants:

Reading (2013-2014)

(FAY Students)

4<sup>th</sup> Grade

n = 86

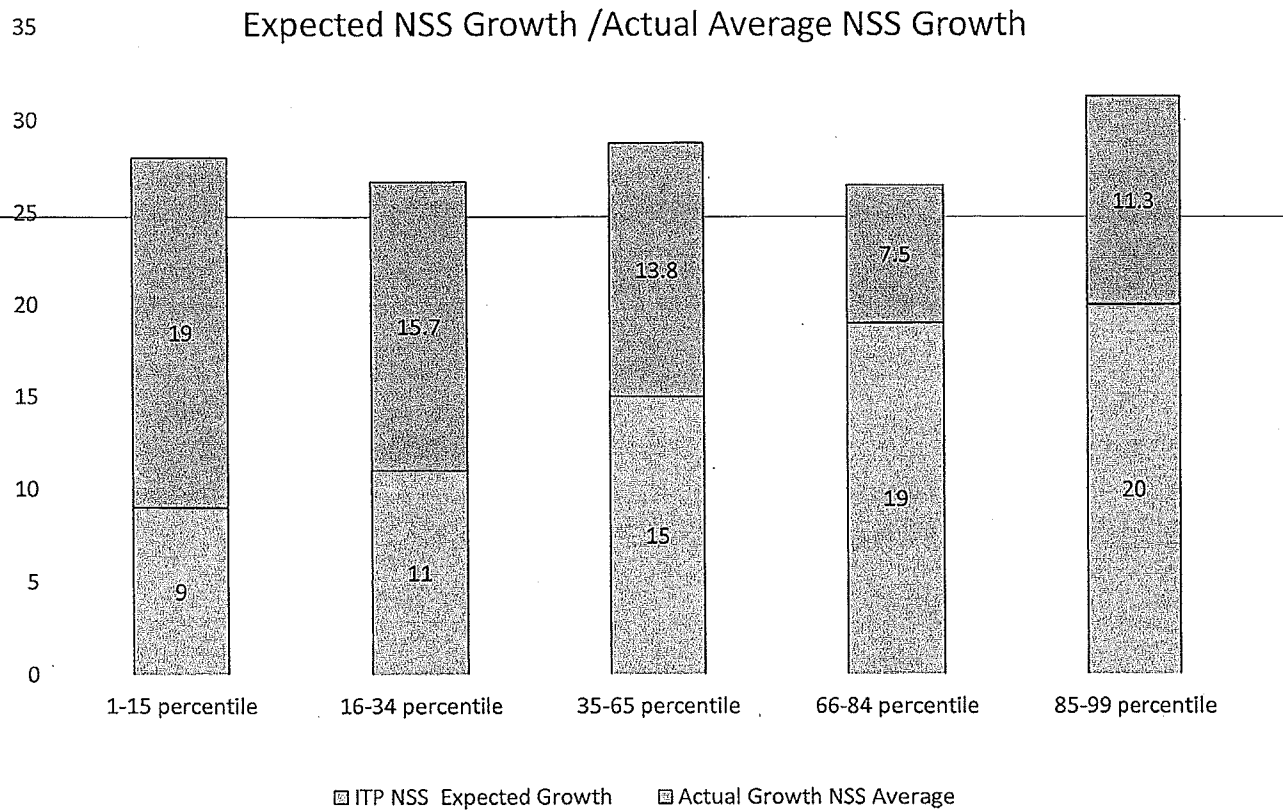
5<sup>th</sup> Grade

n = 84

<b>Proficient – No Growth</b>	<b>Proficient – Growth</b>
<b>2<sup>0</sup>%</b> (2 students)	<b>65<sup>0</sup>%</b> (51 students)
<b>NOT Proficient – No Growth</b>	<b>NOT Proficient – Growth</b>
<b>6<sup>0</sup>%</b> (5 students)	<b>27<sup>0</sup>%</b> (21 students)

<b>Proficient – No Growth</b>	<b>Proficient – Growth</b>
<b>7<sup>0</sup>%</b> (6 students)	<b>63<sup>0</sup>%</b> (50 students)
<b>NOT Proficient – No Growth</b>	<b>NOT Proficient – Growth</b>
<b>10<sup>0</sup>%</b> (8 students)	<b>20<sup>0</sup>%</b> (16 students)

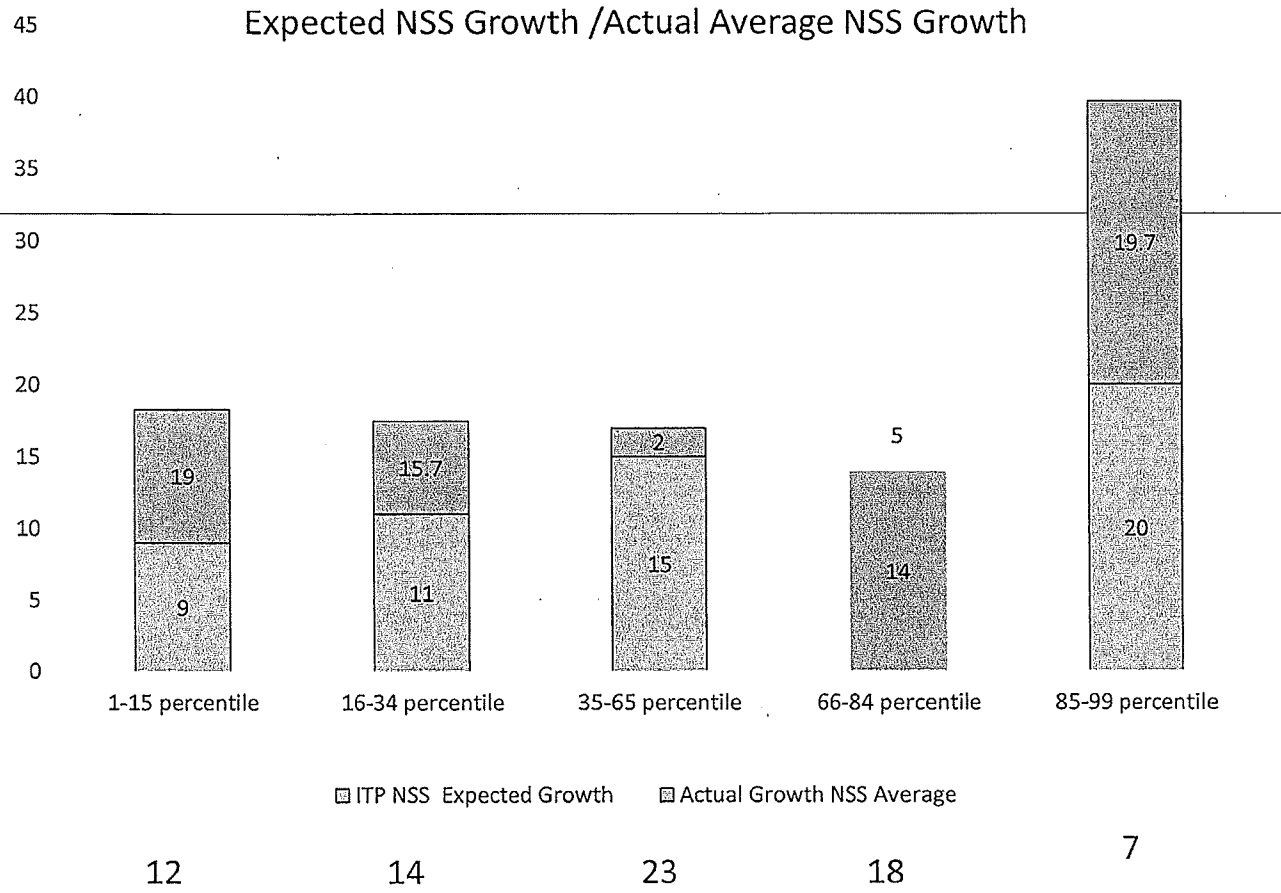
# Reading 4<sup>th</sup> Grade 2014-2015



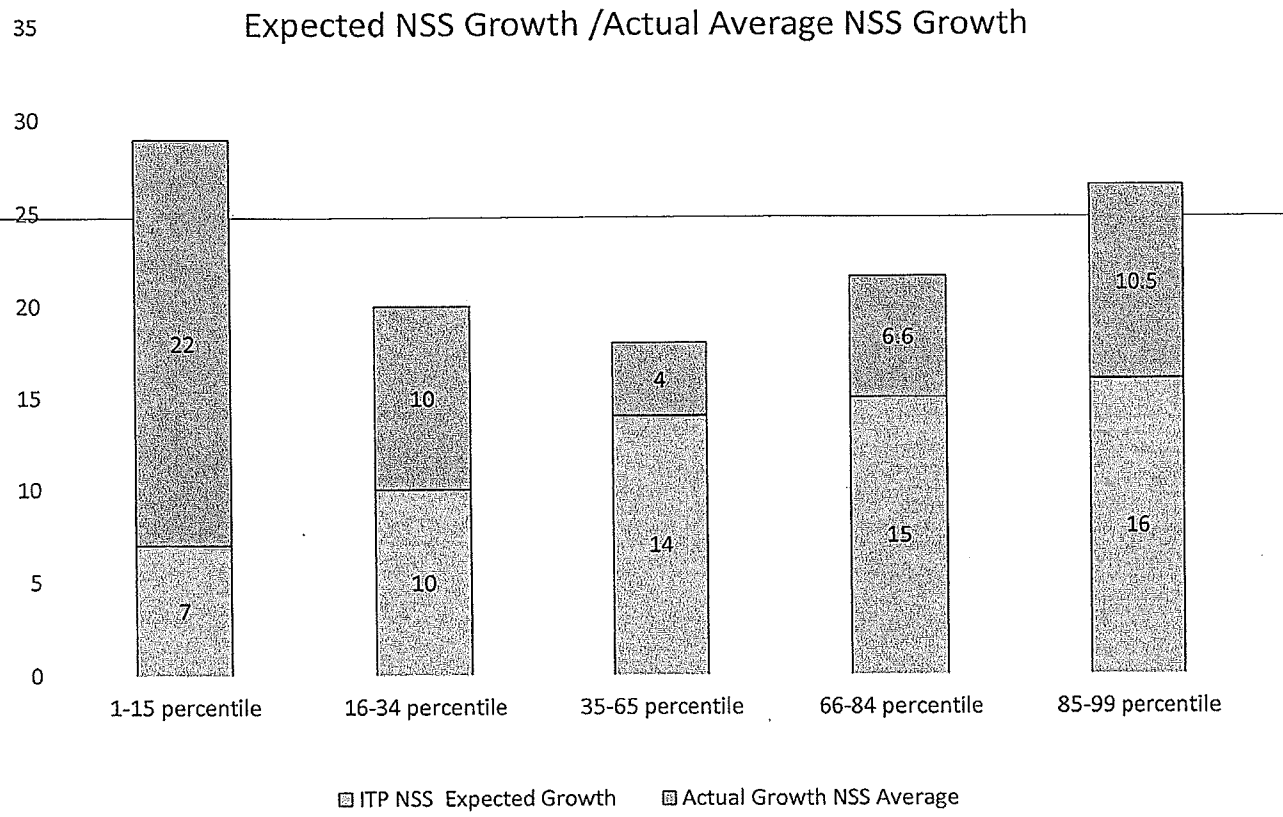
9                      6                      18                      24                      15



# Reading 4<sup>th</sup> Grade 2013-2014



# Reading 5<sup>th</sup> Grade 2014-2015



7

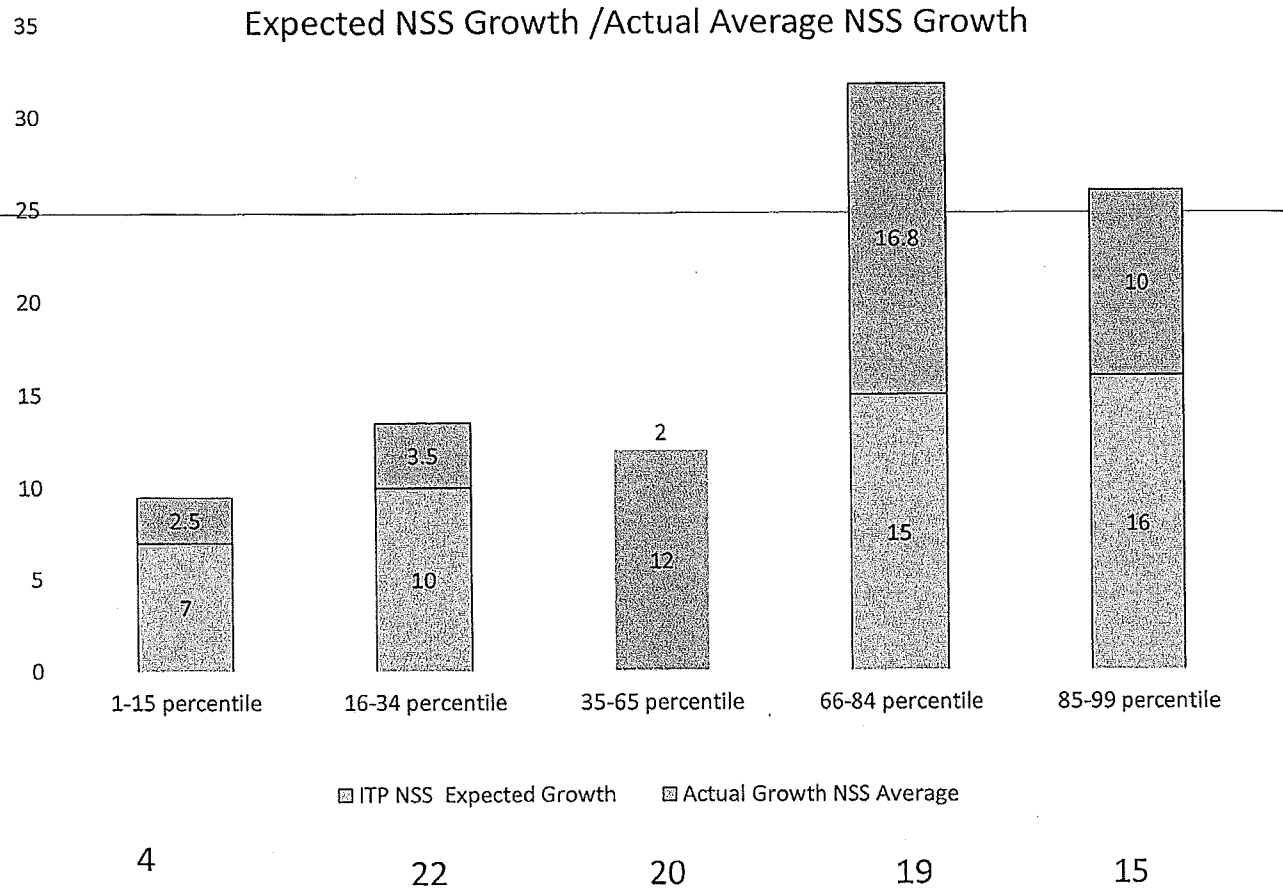
24

25

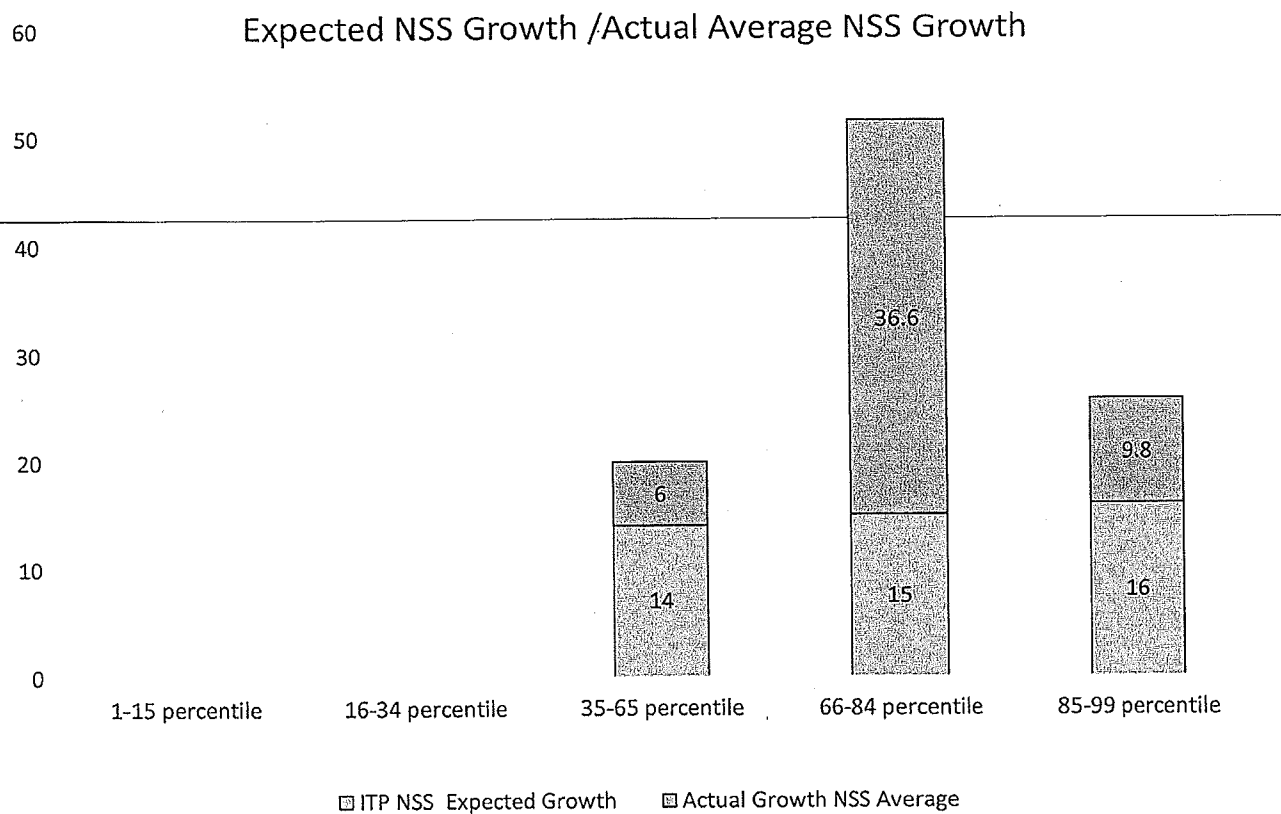
10

12

# Reading 5<sup>th</sup> Grade 2013-2014



# Reading 4<sup>th</sup> 5<sup>th</sup> Grade 2014-2015

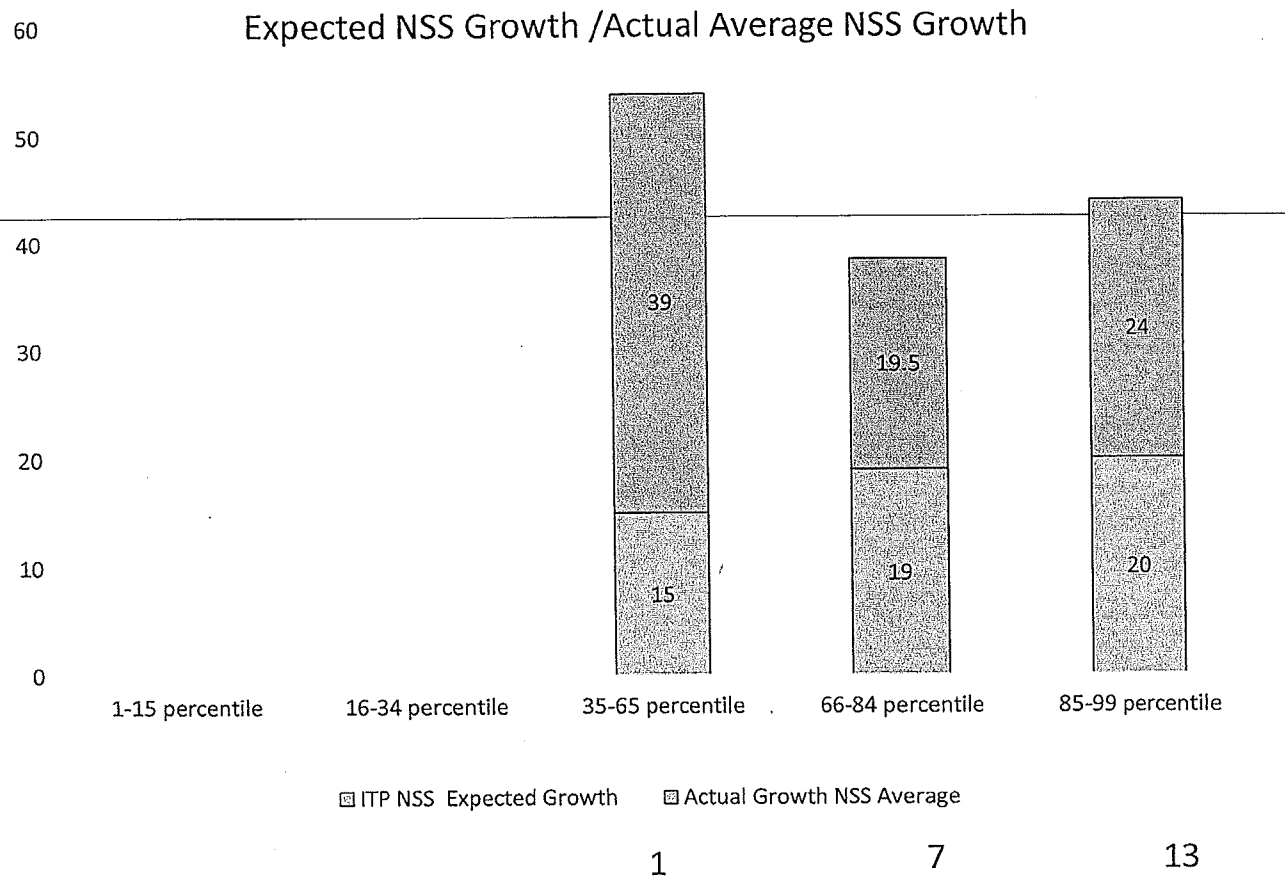


1

3

18


# Reading 4<sup>th</sup> - 5<sup>th</sup> Grade 2013-2014



# What are we doing to close the gap in reading?

---

- AIMS Web Assessment for a universal screener and progress monitoring
- Gates MacGinite testing for reading comprehension
- Benchmark testing for fluid grouping and instructional level
- Training for teachers in high impact strategies that make the most difference
- Identifying and diagnosing what individual students need most
- Teaching researched based curriculum with fidelity
- Time for teachers to discuss best practices



# Examples of Progress Monitoring:

---

Chris Deter and others....

NSS Growth Quadrants:

Math (2014-2015)

(FAY Students)

4<sup>th</sup> Grade

n = 73

5<sup>th</sup> Grade

n = 78

Proficient – No Growth	Proficient – Growth
3 <sup>0</sup> % (2 students)	84 <sup>0</sup> % (61 students)
NOT Proficient – No Growth	NOT Proficient – Growth
4 <sup>0</sup> % (3 students)	9 <sup>0</sup> % (7 students)

Proficient – No Growth	Proficient – Growth
5 <sup>0</sup> % (4 students)	80 <sup>0</sup> % (63 students)
NOT Proficient – No Growth	NOT Proficient – Growth
9 <sup>0</sup> % (7 students)	6 <sup>0</sup> % (5 students)



NSS Growth Quadrants:

Math (20113-2014)

(FAY Students)

4<sup>th</sup> Grade

n = 86

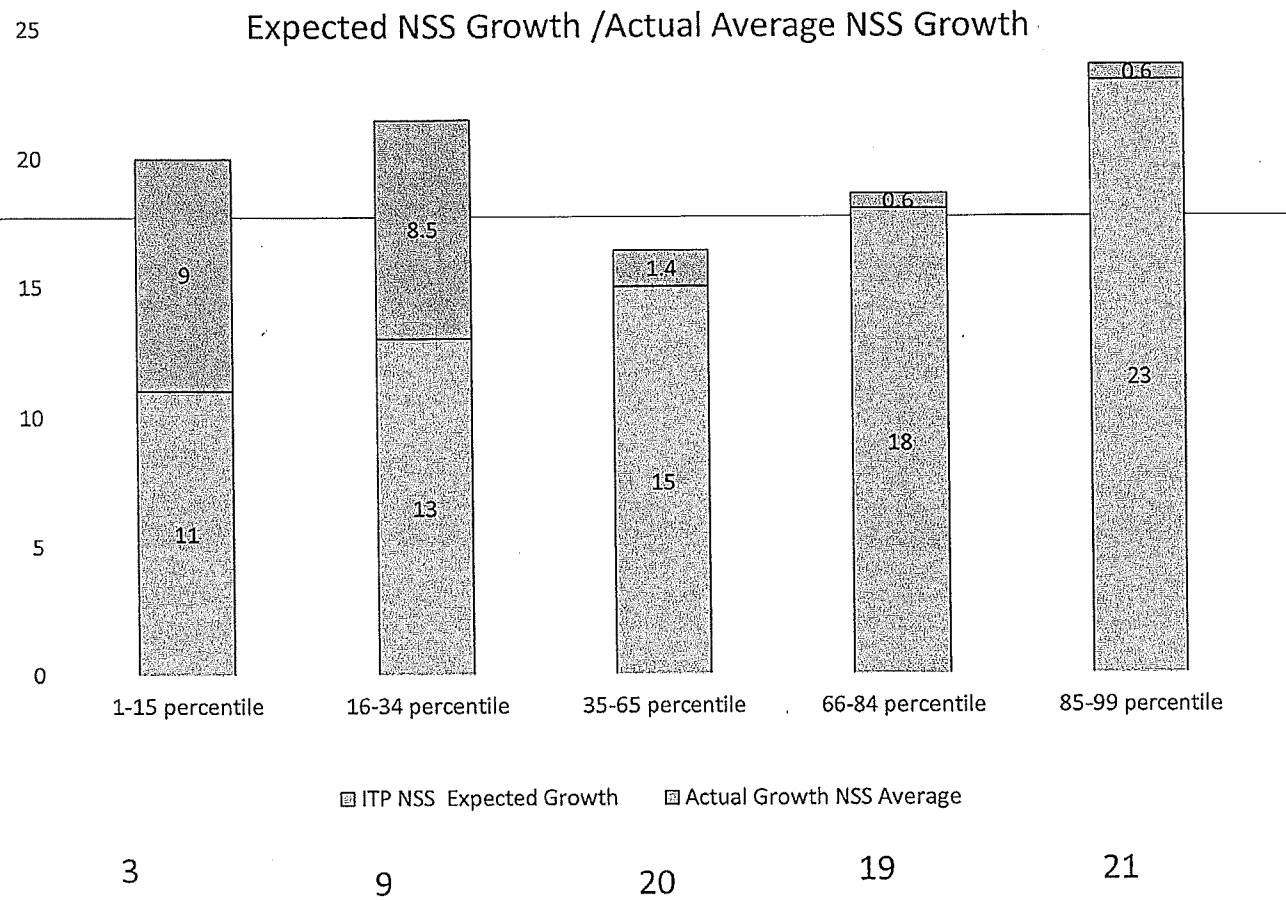
5<sup>th</sup> Grade

n = 84

Proficient – No Growth	Proficient – Growth
4% (3 students)	77% (61 students)
NOT Proficient – No Growth	NOT Proficient – Growth
6% (5 students)	13% (10 students)

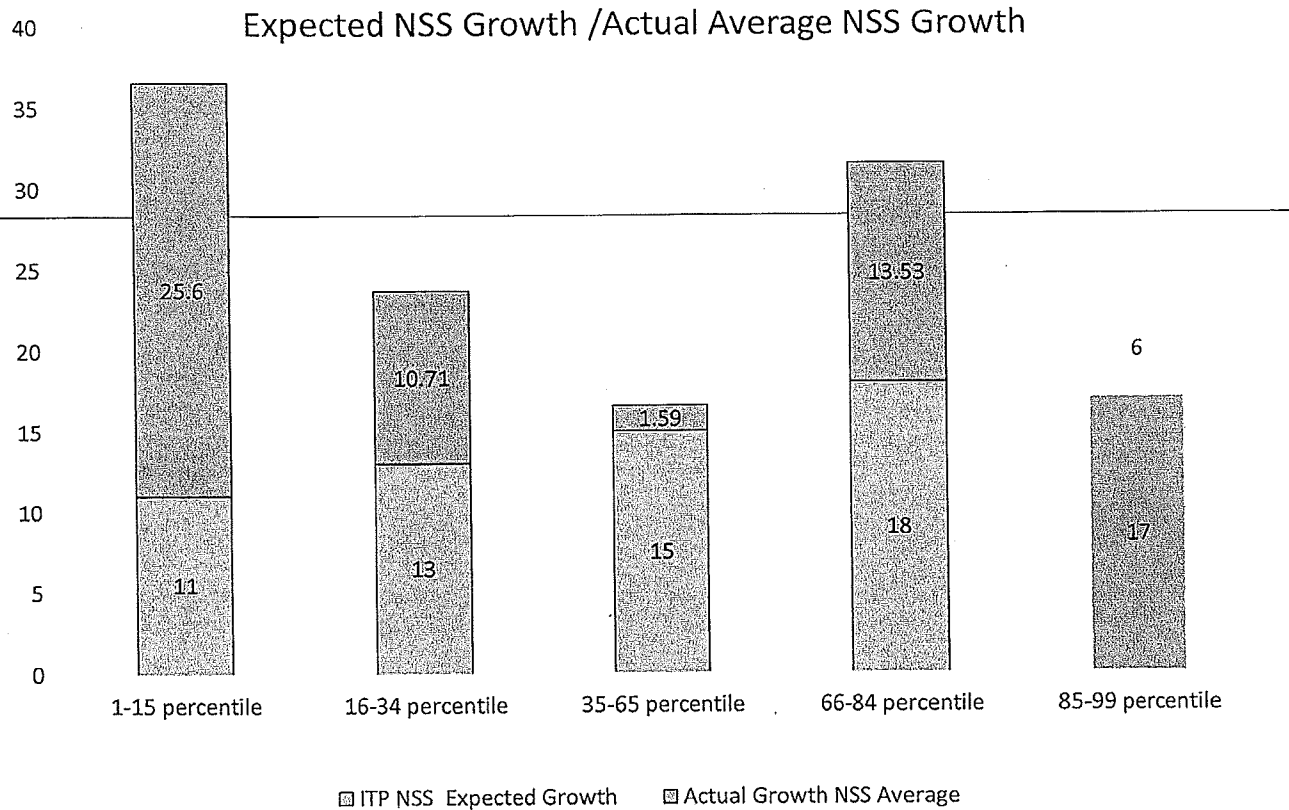
Proficient – No Growth	Proficient – Growth
7% (6 students)	75% (60 students)
NOT Proficient – No Growth	NOT Proficient – Growth
9% (7 students)	9% (7 students)

# Math 4<sup>th</sup> Grade 2014-2015



117

# Math 4<sup>th</sup> Grade 2013-2014



5

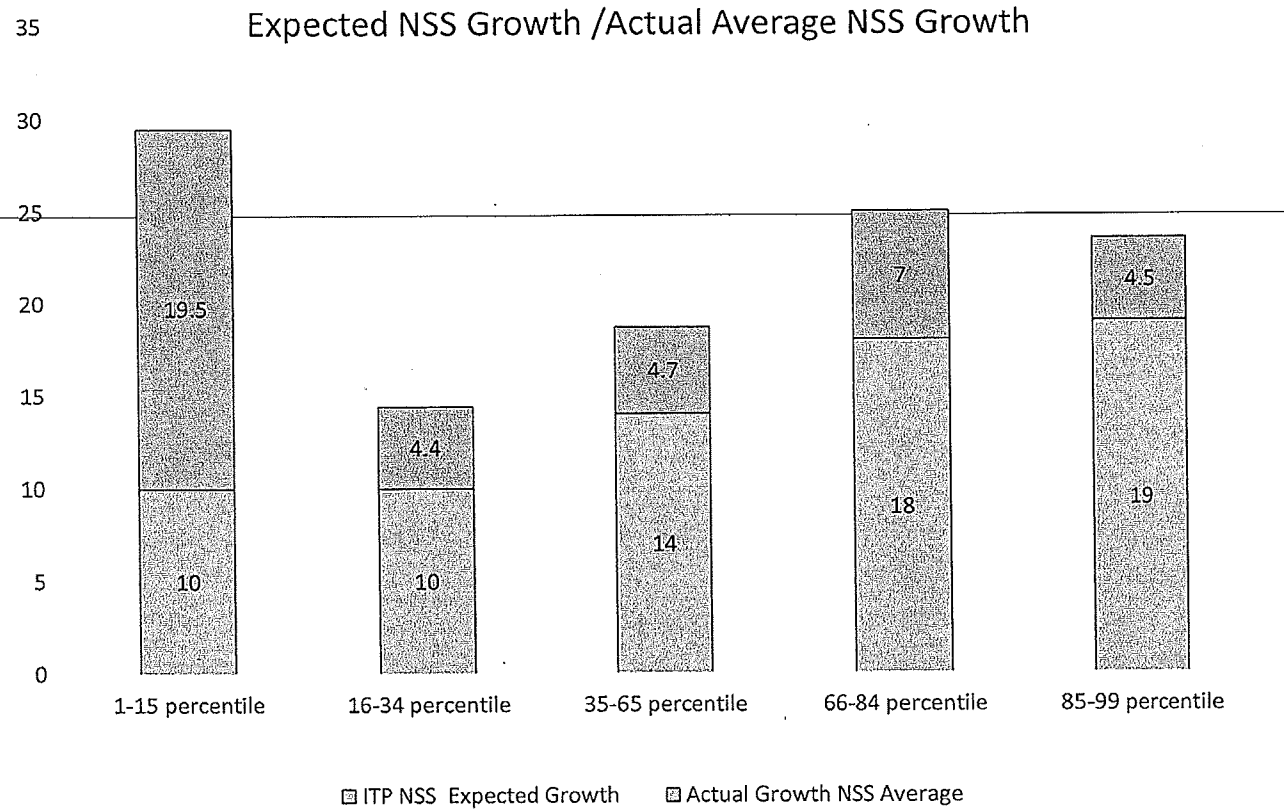
14

32

13

10

# Math 5<sup>th</sup> Grade 2014-2015



4

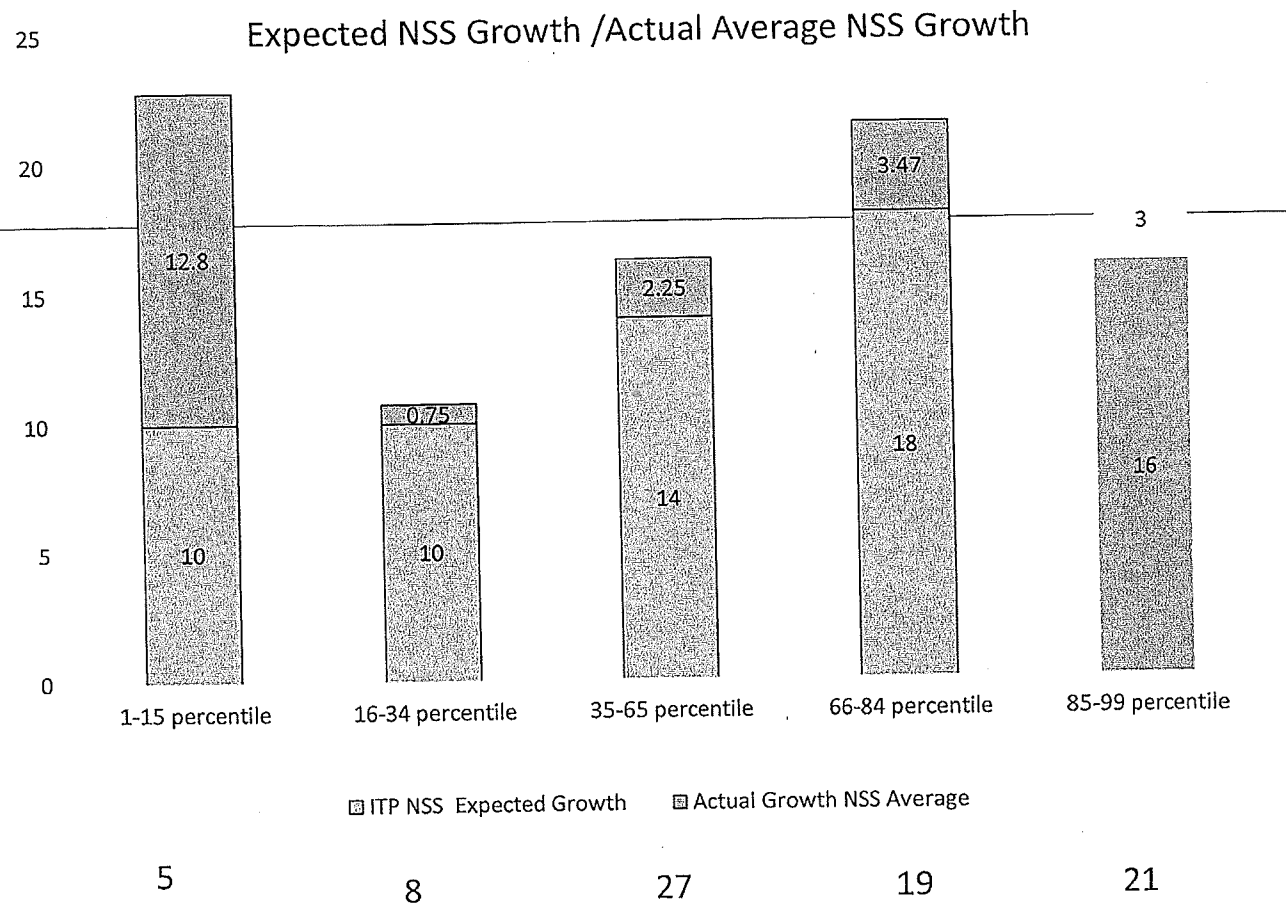
14

21

22

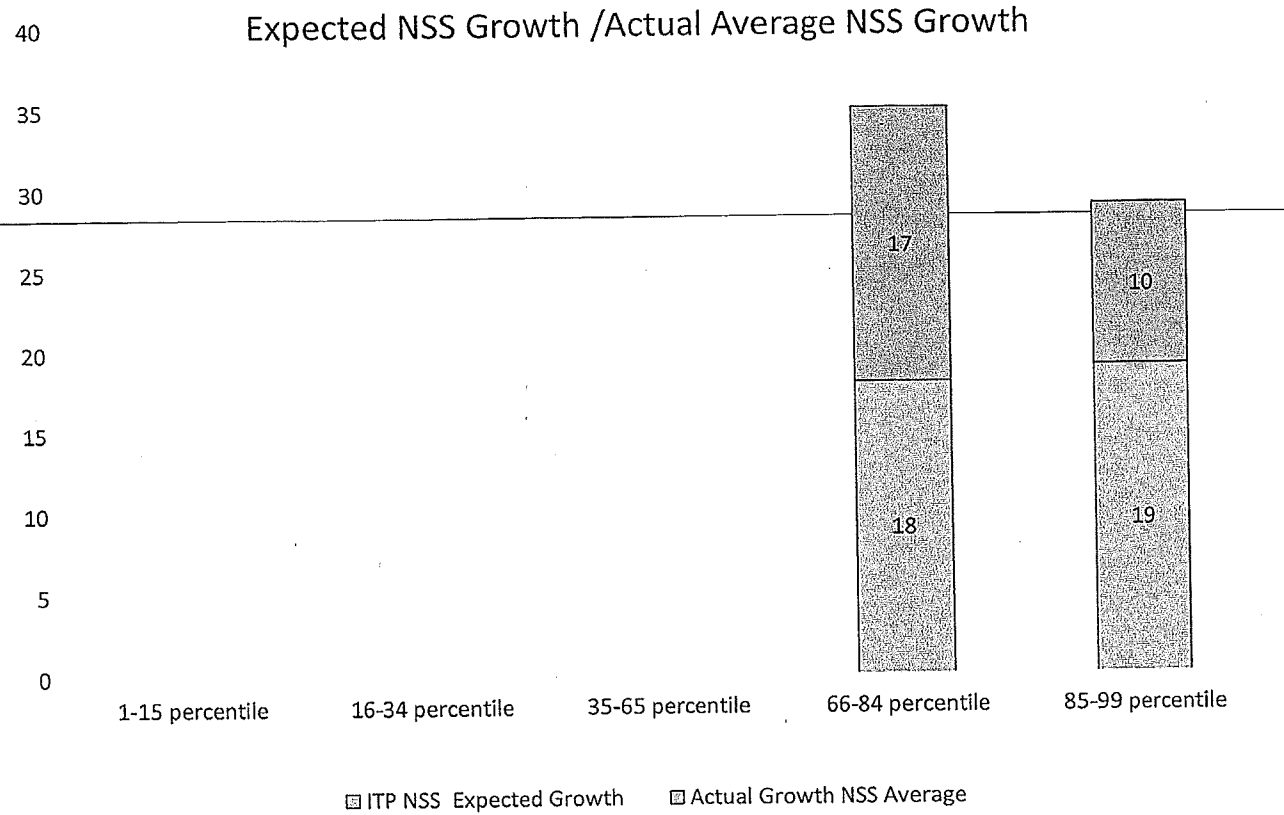
17

# Math 5<sup>th</sup> Grade 2013-2014



47

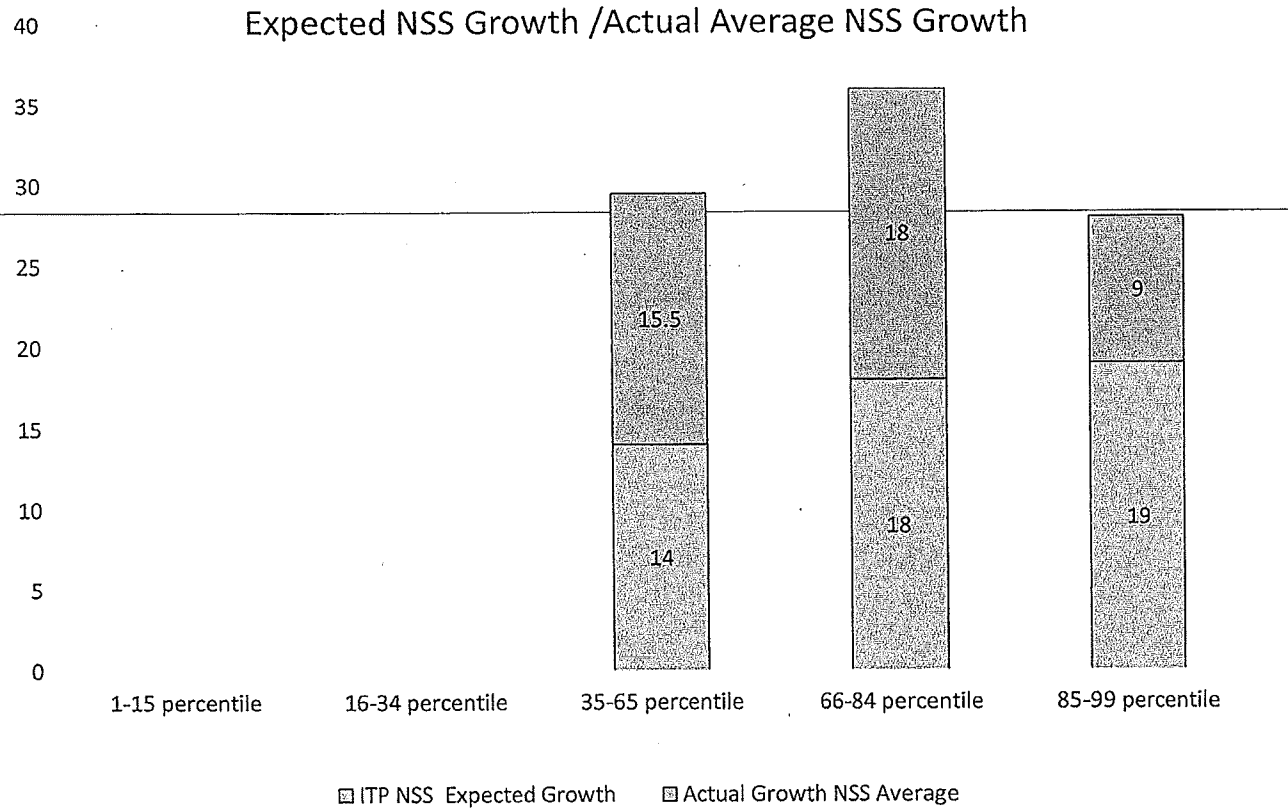
Math  
4<sup>th</sup> - 5<sup>th</sup>  
Grade  
2014-2015



6

16

# Math 4<sup>th</sup> = 5<sup>th</sup> Grade 2013-2014




2                      10                      9

# What are we doing to close the gap in math?

---

- Teacher team made testing aligned with Iowa Assessments
- Differentiated lessons
- Giving students time and practice
- Learning teaching strategies aligned with Iowa Core from experts from our AEA





NSS Growth Quadrants:

Science (2014-2015)

(FAY Students)

4<sup>th</sup> Grade

n = 73

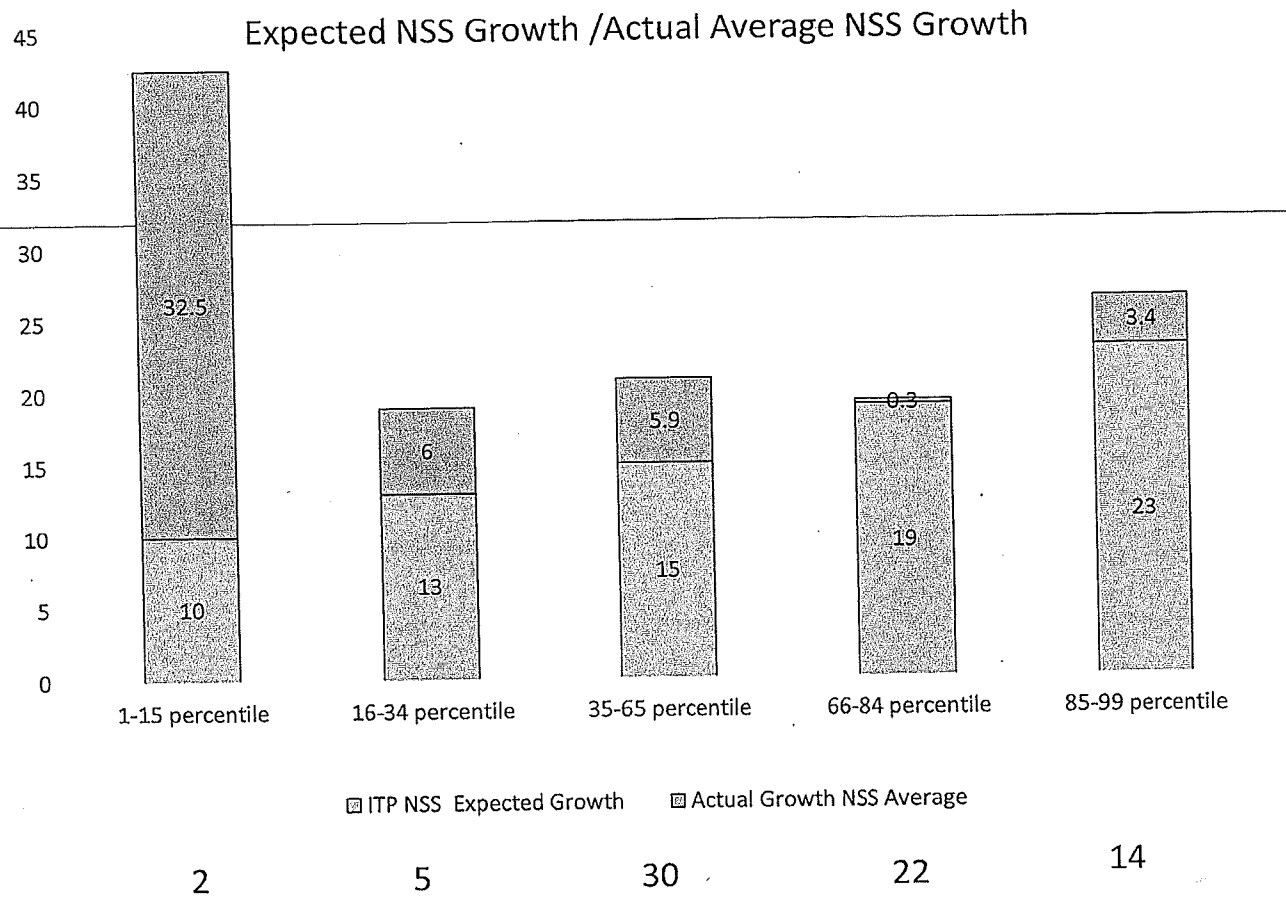
5<sup>th</sup> Grade

n = 78

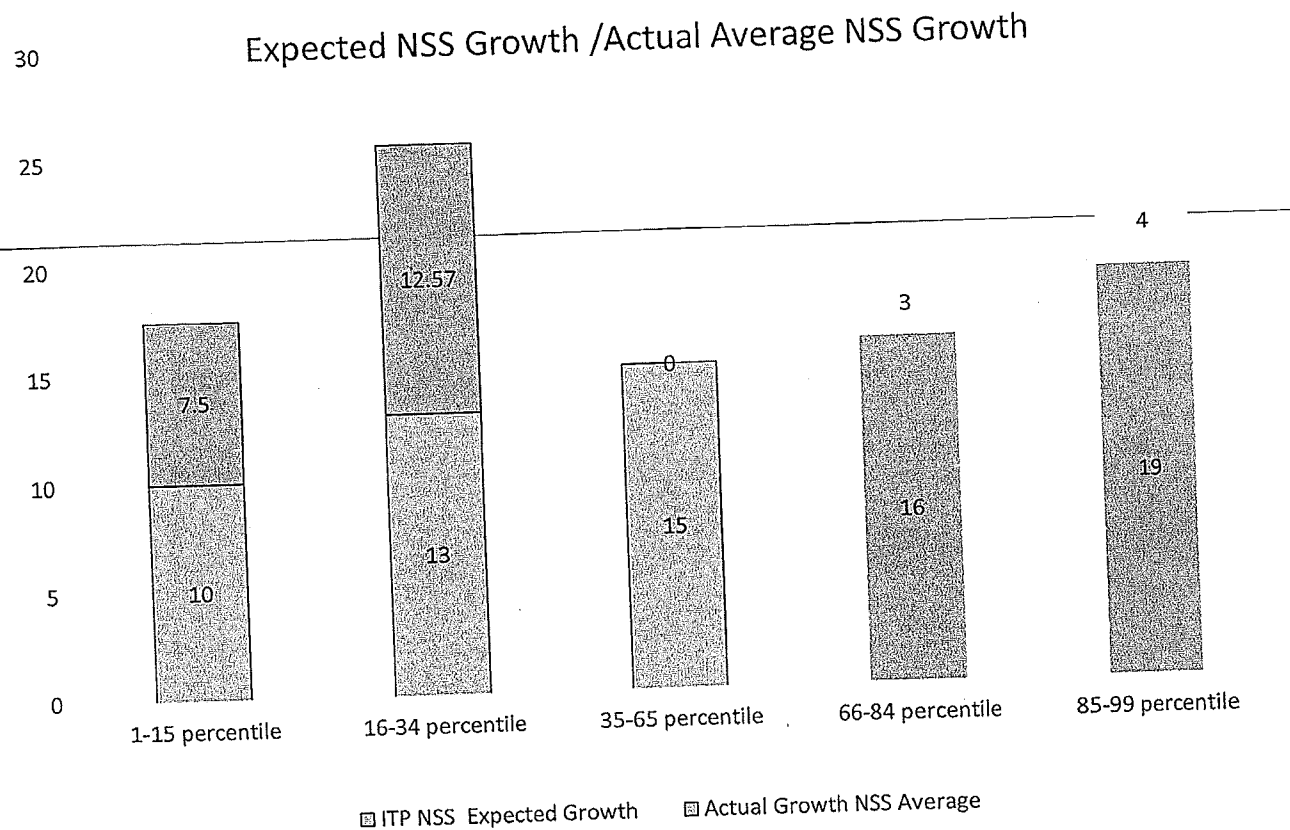
<b>Proficient – No Growth</b>	<b>Proficient – Growth</b>
<b>7<sup>0</sup>%</b> (5 students)	<b>79<sup>0</sup>%</b> (58 students)
<b>NOT Proficient – No Growth</b>	<b>NOT Proficient – Growth</b>
<b>7<sup>0</sup>%</b> (5 students)	<b>7<sup>0</sup>%</b> (5 students)

<b>Proficient – No Growth</b>	<b>Proficient – Growth</b>
<b>9<sup>0</sup>%</b> (7 students)	<b>76<sup>0</sup>%</b> (59 students)
<b>NOT Proficient – No Growth</b>	<b>NOT Proficient – Growth</b>
<b>9<sup>0</sup>%</b> (7 students)	<b>6<sup>0</sup>%</b> (5 students)

# Science 4<sup>th</sup> Grade 2014-2015



# Science 4<sup>th</sup> Grade 2013-2014



2

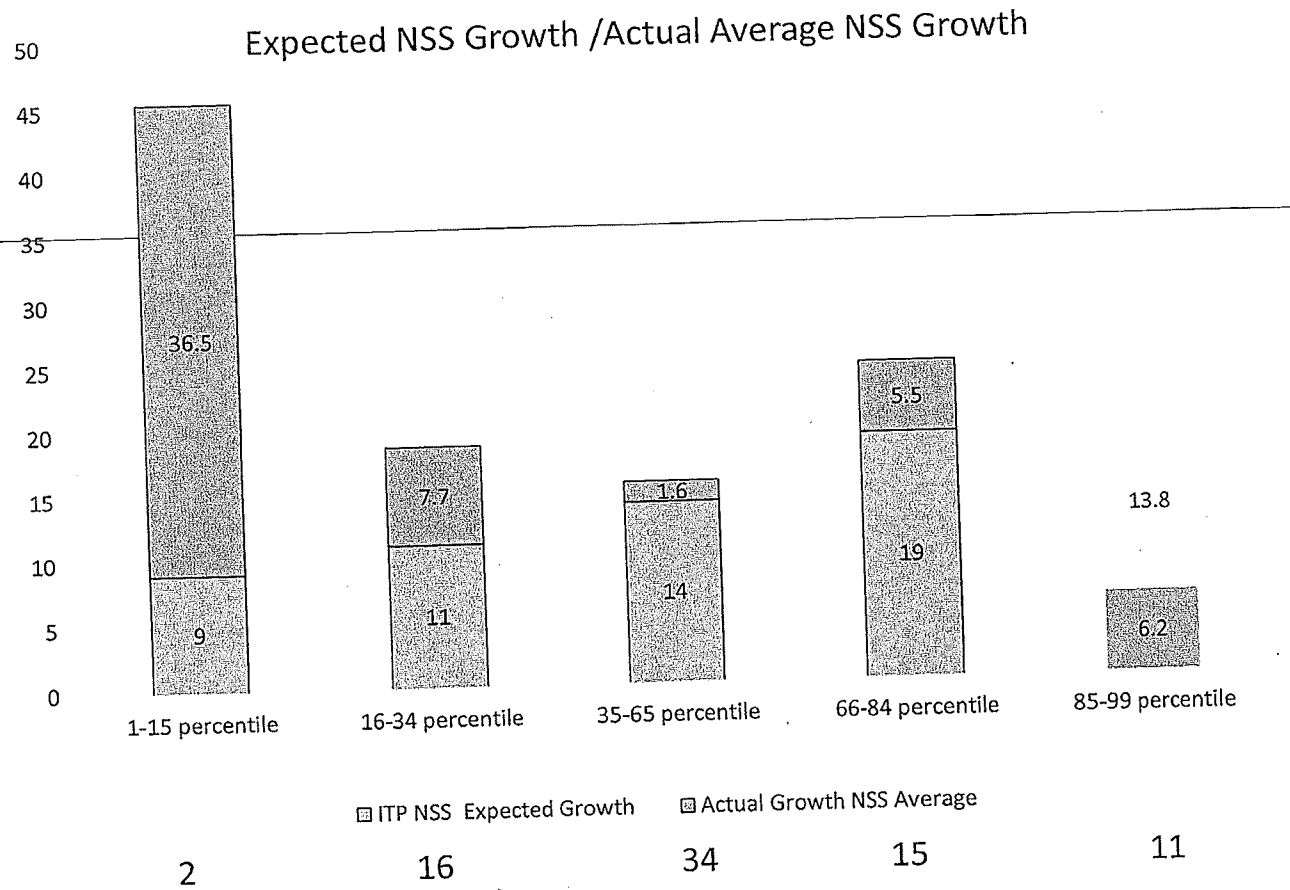
7

36

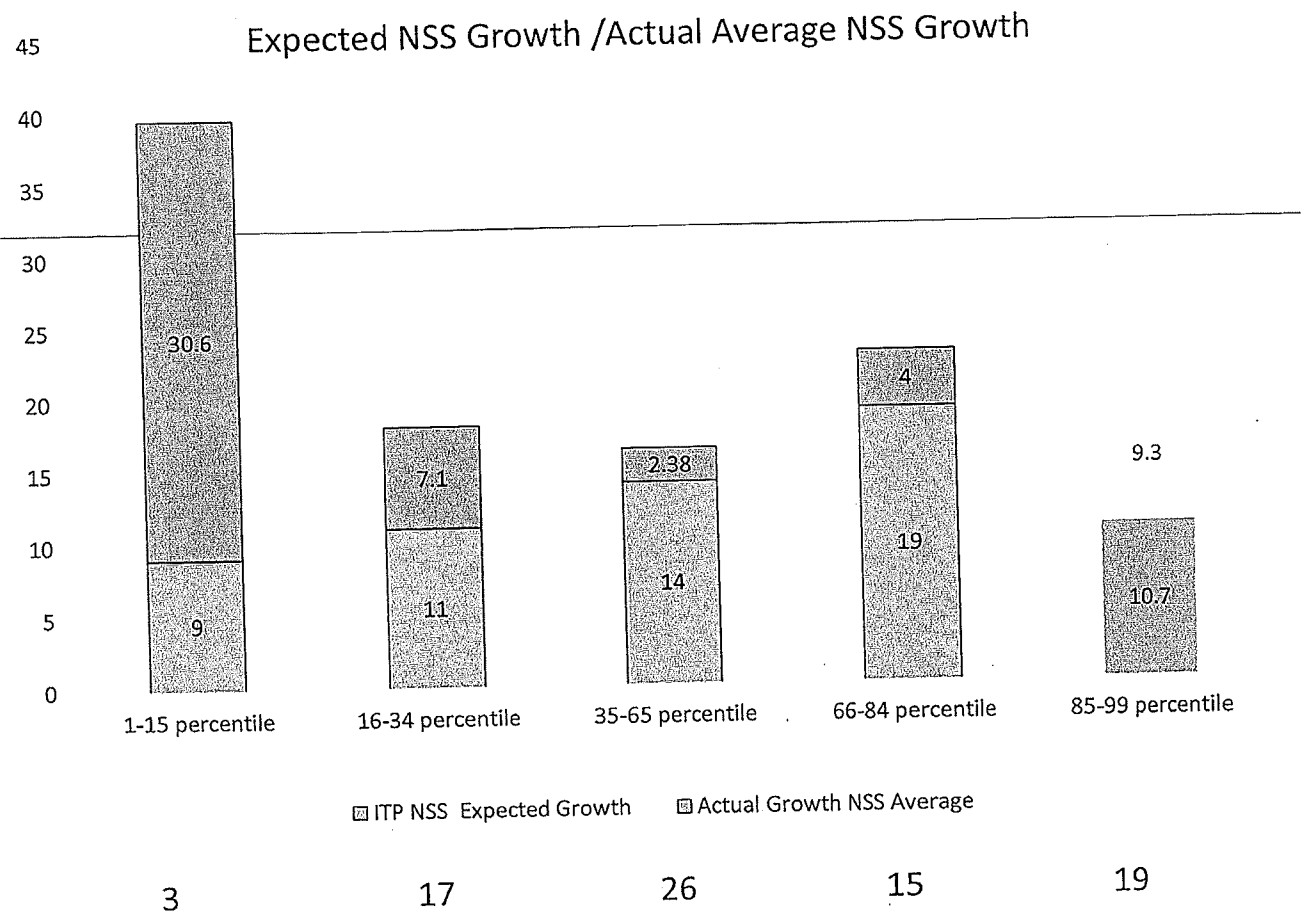
22

7

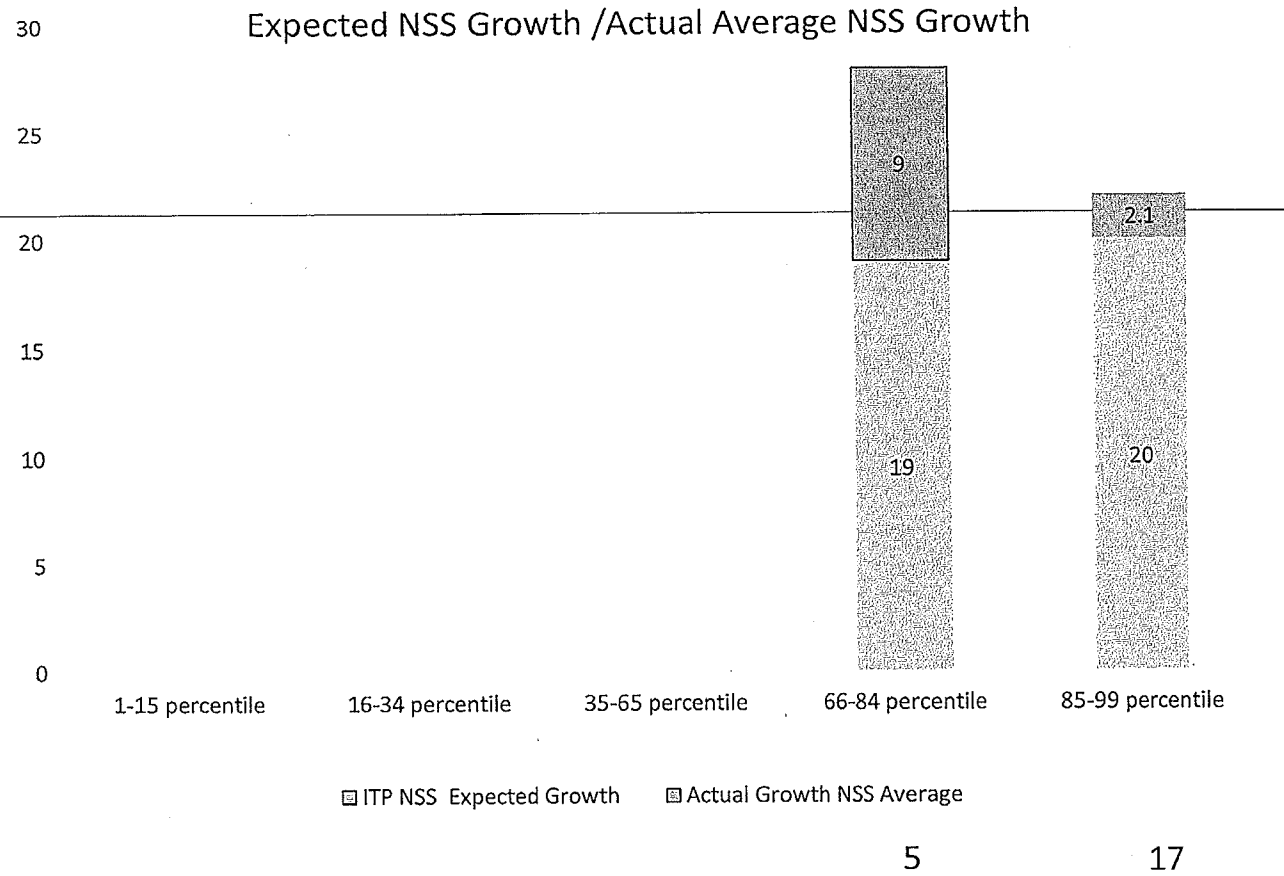
# Science 5<sup>th</sup> Grade 2014-2015



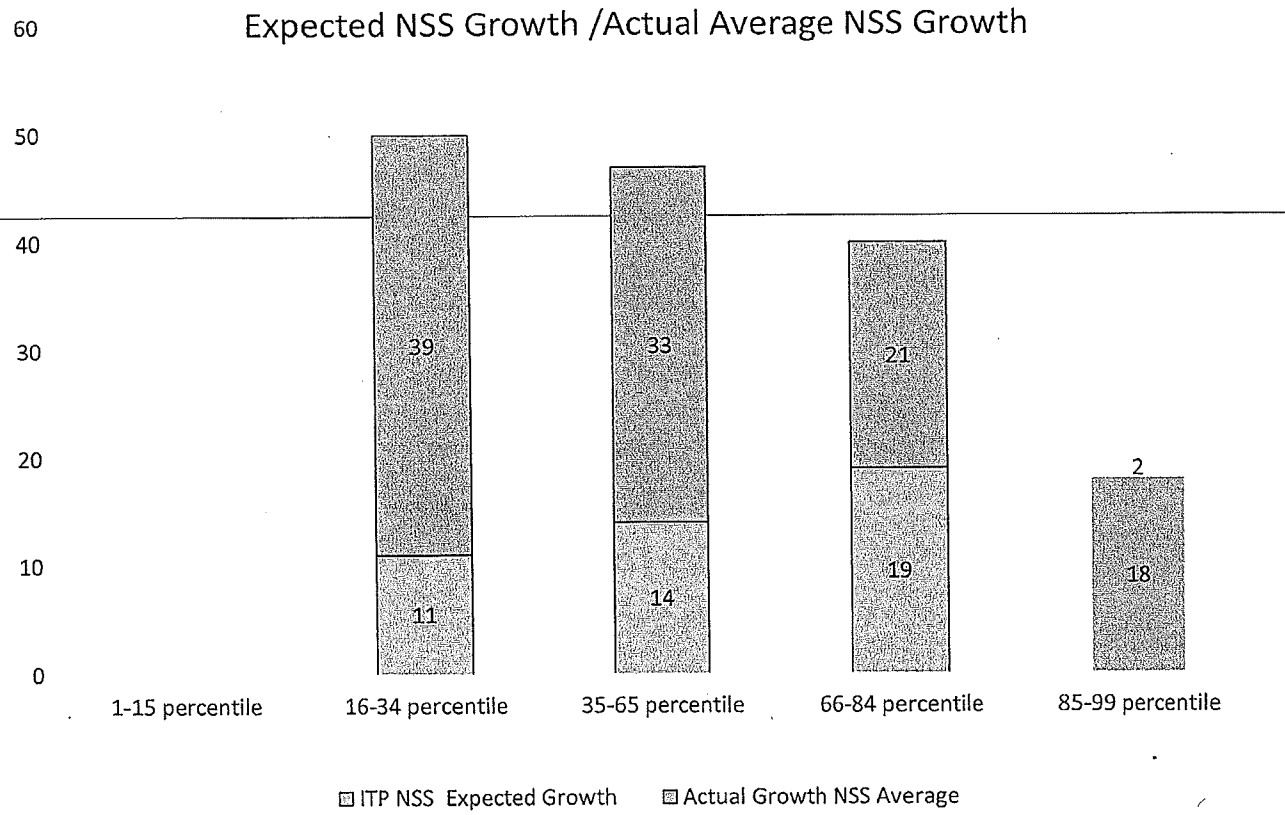
# Science 5<sup>th</sup> Grade 2013=2014



# Science 4<sup>th</sup> - 5<sup>th</sup> Grade 2014-2015



# Science 4<sup>th</sup> - 5<sup>th</sup> Grade 2013-2014



1

3

7

10

# What are we doing to close the gap in science?

---

- Incorporating literacy with science – One Book One School we are using STEM activities for our open house (CSI)
- Increasing student engagement by learning to integrate SMART technology in science class – “Integrating Interactive Lessons In The Elem. Classroom” Course for teachers
- Aligning literacy Guided Reading books with science topics/units to integrate subjects
- Working with Montgomery County Naturalist to align lessons she does for students with Iowa Core (Not just WIS but for district)



# Questions?

